



Install your **future**

SYSTEM **KAN-therm**

# Catalogue

WATER INSTALLATION  
HEATING AND COOLING

EN 23/05


[www.kan-therm.com](http://www.kan-therm.com)



Complete multipurpose installation system consisting of state-of-the-art, mutually complementary technical solutions for pipe water distribution installations, heating installations, as well as technological and fire extinguishing installations.

Install your **future**

COLOUR SYSTEM



SYSTEM NAME

ultra**LINE**    ultra**PRESS**    **PP**    **Steel**    **Inox**    **Copper**

DIAMETER RANGE [mm]

14-32    16-63    16-110    12-108    12-168,3    12-108

INSTALLATIONS TYPE

TAP WATER	●	●	●		●	●
HEATING	●	●	●	●	●	●
TECHNOLOGICAL HEAT	○	○	○	○	○	
WATER STEAM					○	
SOLAR				○	○	
COOLING	○	○	○	○	●	●
COMPRESSED AIR	○	○	○	○	○	○
TECHNICAL GASES	○	○	○	○	○	○
FLAMMABLE GAS						
TECHNICAL OILS				○	○	○
INDUSTRIAL				○	○	
BALNEOLOGICAL			○		○	
SPRINKLER FIRE-FIGHTING						
HYDRANT FIRE-FIGHTING						
UNDERFLOOR HEATING AND COOLING	●	●				
WALL HEATING AND COOLING	●	●				
CEILING HEATING AND COOLING	●	●				
EXTERNAL SURFACES HEATING AND COOLING	●	●				

In untypical cases, it is necessary to check the conditions of using KAN-therm parts with technical and information materials or opinions of the KAN Technical Department. Use the form – Inquiry about the possibility to use KAN-therm elements – to send basic parameters of an installation operation. Based on the data sent, the Technical Department will assess the fitness of the system to the particular installation. The form can be found on the website.



SYSTEM **KAN-therm**

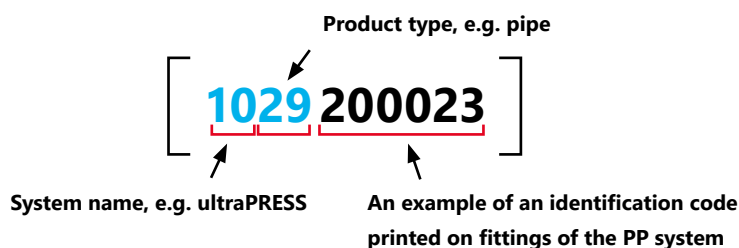


# Contents

<b>SYSTEM KAN-therm ultraLINE</b> pipes and fittings with sliding sleeve for heating and potable water systems	<b>5</b>
<b>SYSTEM KAN-therm ultraPRESS</b> pipes and fittings with crimping sleeve for heating and potable water systems	<b>27</b>
<b>SYSTEM KAN-therm PP</b> welded pipes and fittings for heating and potable water systems	<b>57</b>
<b>SYSTEM KAN-therm Steel</b> carbon steel pipes and fittings for heating systems	<b>79</b>
<b>SYSTEM KAN-therm Inox</b> stainless steel pipes and fittings for heating and potable water systems	<b>107</b>
<b>SYSTEM KAN-therm Copper</b> copper fittings for heating and potable water system	<b>133</b>
<b>The surface heating and cooling of the SYSTEM KAN-therm</b> solutions for low-temperature surface heating and cooling systems	<b>155</b>
<b>SYSTEM KAN-therm manifolds, cabinets and supplementary elements</b>	<b>201</b>
<b>Index</b>	<b>231</b>

## EXPLANATION OF CODE SYSTEM

Pipes	29	Fittings	09
-------	----	----------	----



ultraLINE	25	Surface heating and cooling	18
ultraPRESS	10	Cabinets	14
PP	12	Manifolds	13
Steel	15	Screw fittings and supp. elements	17
Inox	16	Tools	19
Copper	22	Others	21

This commercial information is effective as of 01.05.2023 r. Availability of goods according to individual arrangements. The photographs presenting the offered goods are for reference only. Actual colour and design details of the elements may differ from those presented in the photographs. When the new catalogue is released, the information contained in the earlier version of the catalogue will be updated. KAN Sp. z o.o. reserves the right to supplement, change or replace commercial and technical information at any time. © KAN Sp. z o.o. copyrights All rights reserved. Text, images, graphics and their layout in KAN Sp. z o.o. publications are covered by copyrights.



Install your **future**



SYSTEM **KAN-therm**

**ultraLINE**

Many possibilities,  
one choice

EN 23/05

Ø **14-32 mm**

# Table of contents

## SYSTEM **KAN-therm** ultraLINE



Pipes .....	<b>7</b>
Connectors .....	<b>10</b>
Accessories .....	<b>21</b>
Tools .....	<b>22</b>

# SYSTEM KAN-therm ultraLINE

## Pipes

### PERTAL<sup>2</sup> pipe - coil

GROUP: U2



Size [mm]	*	Code			UM
14×2,0		2529334001	200	3000	m
16×2,2		2529334003	200	3000	m
20×2,8		2529334005	100	1500	m
25×2,5		2529334007	50	750	m
32×3,0		2529334009	50	600	m

**Note:**  
Application class (acc. to ISO 10508) 1-5; 10 bar



### PERTAL<sup>2</sup> pipe in grey insulation 6 mm - coil

GROUP: U2



Size [mm]	*	Code			UM
14×2,0	***	2529333000	50	800	m
16×2,2	***	2529333001	50	750	m
20×2,8	***	2529333002	50	650	m
25×2,5	***	2529333003	50	300	m
32×3,0	***	2529333004	50	350	m

**Note:**  
Application class (acc. to ISO 10508) 1-5; 10 bar



### PERTAL<sup>2</sup> pipe in red insulation 6 mm - coil

GROUP: U2



Size [mm]	*	Code			UM
<b>N</b> 14×2,0		2529333010	50	800	m
<b>N</b> 16×2,2		2529333011	50	750	m
<b>N</b> 20×2,8		2529333012	50	650	m
<b>N</b> 25×2,5		2529333013	50	300	m
<b>N</b> 32×3,0		2529333014	50	350	m

**Note:**  
Application class (acc. to ISO 10508) 1-5; 10 bar



### PERTAL<sup>2</sup> pipe in blue insulation 6 mm - coil

GROUP: U2

Size [mm]	*	Code			UM
<b>N</b> 14×2,0		2529333015	50	800	m
<b>N</b> 16×2,2		2529333016	50	750	m
<b>N</b> 20×2,8		2529333017	50	650	m
<b>N</b> 25×2,5		2529333018	50	300	m
<b>N</b> 32×3,0		2529333019	50	350	m

**Note:**  
Application class (acc. to ISO 10508) 1-5; 10 bar



 coil  bar  pipes in tube  bag  carton box  pallet **N** new  available soon

\* custom-made - lead time max 4 weeks | \*\* availability as agreed | \*\*\* while stock lasts



### PERTAL<sup>2</sup> pipe - bar

GROUP: U2

Size [mm]	*	Code			UM
14×2,0		2529334000	5	160	m
16×2,2		2529334002	5	120	m
20×2,8		2529334004	5	70	m
25×2,5		2529334006	5	40	m
32×3,0		2529334008	5	50	m

**Note:**  
Application class (acc. to ISO 10508) 1-5; 10 bar



### PEXC pipe - coil

GROUP: U2

Size [mm]	*	Code			UM
14×2,0		2529200000	200	3000	m
16×2,2		2529200001	200	3000	m
20×2,8		2529200002	100	1500	m

**Note:**  
Application class (acc. to ISO 10508) 1-5; 10 bar



### PEXC pipe in grey insulation 6 mm - coil

GROUP: U2

Size [mm]	*	Code			UM
14×2,0		2529195006	50	800	m
16×2,2		2529195007	50	750	m
20×2,8		2529195008	50	650	m

**Note:**  
Application class (acc. to ISO 10508) 1-5; 10 bar



### PERT<sup>2</sup> pipe - coil

GROUP: U2

Size [mm]	*	Code			UM
14×2,0		2529198000	200	3000	m
16×2,2		2529198001	200	3000	m
20×2,8		2529198002	100	1500	m

**Note:**  
Application class (acc. to ISO 10508) 1-5; 10 bar



### PERT<sup>2</sup> pipe in grey insulation 6 mm - coil

GROUP: U2

Size [mm]	*	Code			UM
14×2,0	***	2529195000	50	800	m
16×2,2	***	2529195001	50	750	m
20×2,8	***	2529195002	50	650	m

**Note:**  
Application class (acc. to ISO 10508) 1-5; 10 bar

coil bar pipes in tube bag carton box pallet **N** new available soon

\* custom-made - lead time max 4 weeks | \*\* availability as agreed | \*\*\* while stock lasts



### PERT<sup>2</sup> pipe in red insulation 6 mm - coil

**GROUP: U2**

	Size [mm]	*	Code			UM
<b>N</b>	14×2,0		<b>2529195015</b>	50	800	m
<b>N</b>	16×2,2		<b>2529195016</b>	50	750	m
<b>N</b>	20×2,8		<b>2529195017</b>	50	650	m

**Note:**

Application class (acc. to ISO 10508) 1-5; 10 bar



### PERT<sup>2</sup> pipe in blue insulation 6 mm - coil

**GROUP: U2**

	Size [mm]	*	Code			UM
<b>N</b>	14×2,0		<b>2529195018</b>	50	800	m
<b>N</b>	16×2,2		<b>2529195019</b>	50	750	m
<b>N</b>	20×2,8		<b>2529195020</b>	50	650	m

**Note:**

Application class (acc. to ISO 10508) 1-5; 10 bar



 coil 
  bar 
  pipes in tube 
  bag 
  carton box 
  pallet 
 **N** new 
  available soon

\* custom-made - lead time max 4 weeks | \*\* availability as agreed | \*\*\* while stock lasts

## Connectors



### Brass female connector

GROUP: U1

Size [mm]	*	Code			UM
14 Rp1/2"		2509044000	10	150	pc.
16 Rp1/2"		2509044001	10	150	pc.
20 Rp1/2"		2509044002	10	150	pc.
20 Rp3/4"		2509044003	10	120	pc.
25 Rp3/4"		2509044004	5	70	pc.
32 Rp1"		2509044005	5	50	pc.



### Brass male connector

GROUP: U1

Size [mm]	*	Code			UM
14 R1/2"		2509045000	10	150	pc.
16 R1/2"		2509045001	10	150	pc.
20 R1/2"		2509045002	10	150	pc.
20 R3/4"		2509045003	10	150	pc.
25 R3/4"		2509045005	5	80	pc.
25 R1"		2509045004	5	70	pc.
32 R1"		2509045006	5	50	pc.



### Brass coupling

GROUP: U1

Size [mm]	*	Code			UM
14		2509042000	10	160	pc.
16		2509042001	5	80	pc.
20		2509042002	5	80	pc.
25		2509042003	5	80	pc.
32		2509042004	5	60	pc.



### PPSU coupling

GROUP: U1



Size [mm]	*	Code			UM
14		2566042000	10	160	pc.
16		2566042001	10	160	pc.
20		2566042002	10	160	pc.
25		2566042003	5	80	pc.
32		2566042004	5	60	pc.

coil 
 bar 
 pipes in tube 
 bag 
 carton box 
 pallet 
 new 
 available soon

\* custom-made - lead time max 4 weeks | \*\* availability as agreed | \*\*\* while stock lasts

## Brass reducing coupling



GROUP: U1

Size [mm]	*	Code			UM
16 / 14		2509046006	10	160	pc.
20 / 14		2509046007	10	160	pc.
20 / 16		2509046008	10	160	pc.
25 / 16		2509046005	5	80	pc.
25 / 20		2509046009	5	80	pc.
32 / 25		2509046010	5	70	pc.



## PPSU reducing coupling



GROUP: U1

Size [mm]	*	Code			UM
16 / 14		2566046002	10	160	pc.
20 / 14		2566046003	10	160	pc.
20 / 16		2566046004	10	160	pc.
25 / 16		2566046005	5	80	pc.
25 / 20		2566046000	5	80	pc.
32 / 25		2566046001	5	70	pc.



## Brass coupling ultraLINE/Push

GROUP: U1



Size [mm]	*	Code			UM
<b>N</b> 14x2,0 / 14x2,0		2509042010	1	40	pc.
<b>N</b> 16x2,2 / 14x2,0		2509042011	1	40	pc.
<b>N</b> 16x2,2 / 18x2,5		2509042012	1	40	pc.
<b>N</b> 16x2,2 / 18x2,0		2509042013	1	40	pc.
<b>N</b> 20x2,8 / 18x2,5		2509042014	1	30	pc.
<b>N</b> 20x2,8 / 18x2,0		2509042015	1	30	pc.
<b>N</b> 25x2,5 / 25x3,5		2509042016	1	20	pc.
<b>N</b> 32x3,0 / 32x4,4		2509042017	1	15	pc.

Set includes: brass coupling, ultraLINE PVDF sliding sleeve and Push brass ring.



## Brass tee

GROUP: U1

Size [mm]	*	Code			UM
14		2509257000	10	100	pc.
16		2509257001	10	80	pc.
20		2509257002	10	80	pc.
25		2509257003	5	40	pc.
32		2509257004	2	20	pc.





### PPSU tee

GROUP: U1

Size [mm]	*	Code			UM
14		2566257000	10	100	pc.
16		2566257001	10	80	pc.
20		2566257002	10	80	pc.
25		2566257003	5	40	pc.
32		2566257004	2	20	pc.



### Brass reducing tee

GROUP: U1



Size [mm]	*	Code			UM
14 / 16 / 14		2509260000	10	80	pc.
16 / 14 / 14		2509260001	10	80	pc.
16 / 14 / 16		2509260002	10	80	pc.
16 / 16 / 14		2509260003	10	80	pc.
16 / 20 / 16		2509260004	10	80	pc.
20 / 14 / 14		2509260005	10	80	pc.
20 / 14 / 16		2509260006	10	80	pc.
20 / 14 / 20		2509260007	10	80	pc.
20 / 16 / 16		2509260008	10	80	pc.
20 / 16 / 20		2509260009	10	80	pc.
20 / 20 / 16		2509260010	10	80	pc.
20 / 25 / 20		2509260011	5	40	pc.
25 / 14 / 20		2509260012	5	40	pc.
25 / 14 / 25		2509260013	5	40	pc.
25 / 16 / 16		2509260014	5	40	pc.
25 / 16 / 20		2509260015	5	40	pc.
25 / 16 / 25		2509260016	5	40	pc.
25 / 20 / 16		2509260026	5	40	pc.
25 / 20 / 20		2509260017	5	40	pc.
25 / 20 / 25		2509260018	5	40	pc.
25 / 32 / 25		2509260019	2	20	pc.
32 / 16 / 25		2509260020	2	20	pc.
32 / 16 / 32		2509260021	2	20	pc.
32 / 20 / 25		2509260022	2	20	pc.
32 / 20 / 32		2509260023	2	20	pc.
32 / 25 / 20		2509260027	2	20	pc.
32 / 25 / 25		2509260024	2	20	pc.
32 / 25 / 32		2509260025	2	20	pc.

coil 
 bar 
 pipes in tube 
 bag 
 carton box 
 pallet 
 new 
 available soon

\* custom-made - lead time max 4 weeks | \*\* availability as agreed | \*\*\* while stock lasts

## PPSU reducing tee



GROUP: U1

Size [mm]	*	Code			UM
14 / 16 / 14		2566260000	10	120	pc.
16 / 14 / 14		2566260001	10	80	pc.
16 / 14 / 16		2566260002	10	80	pc.
16 / 16 / 14		2566260003	10	80	pc.
16 / 20 / 16		2566260004	5	40	pc.
20 / 14 / 14		2566260005	10	80	pc.
20 / 14 / 16		2566260006	5	40	pc.
20 / 14 / 20		2566260007	5	40	pc.
20 / 16 / 16		2566260008	5	40	pc.
20 / 16 / 20		2566260009	5	40	pc.
20 / 20 / 16		2566260010	10	80	pc.
20 / 25 / 20		2566260011	5	40	pc.
25 / 14 / 20		2566260012	5	40	pc.
25 / 14 / 25		2566260013	5	40	pc.
25 / 16 / 16		2566260014	5	40	pc.
25 / 16 / 20		2566260015	5	40	pc.
25 / 16 / 25		2566260016	5	40	pc.
25 / 20 / 16		2566260026	5	40	pc.
25 / 20 / 20		2566260017	5	40	pc.
25 / 20 / 25		2566260018	5	40	pc.
25 / 32 / 25		2566260019	2	20	pc.
32 / 16 / 25		2566260020	2	20	pc.
32 / 16 / 32		2566260021	2	20	pc.
32 / 20 / 25		2566260022	2	20	pc.
32 / 20 / 32		2566260023	2	20	pc.
32 / 25 / 20		2566260027	2	20	pc.
32 / 25 / 25		2566260024	2	20	pc.
32 / 25 / 32		2566260025	2	20	pc.



## Brass elbow 90°



GROUP: U1

Size [mm]	*	Code			UM
14		2509302000	10	180	pc.
16		2509302001	10	180	pc.
20		2509302002	10	120	pc.
25		2509302003	5	60	pc.
32		2509302004	5	30	pc.



## PPSU elbow 90°

GROUP: U1

Size [mm]	*	Code			UM
14		2566302000	10	180	pc.
16		2566302001	10	120	pc.
20		2566302002	10	120	pc.
25		2566302003	5	60	pc.
32		2566302004	5	30	pc.



 coil 
  bar 
  pipes in tube 
  bag 
  carton box 
  pallet 
  new 
  available soon

\* custom-made - lead time max 4 weeks | \*\* availability as agreed | \*\*\* while stock lasts



### Brass nipple coupling

GROUP: U1

Size [mm]	*	Code			UM
14 / 15		2509046000	20	160	pc.
16 / 15		2509046001	20	160	pc.
20 / 18		2509046002	10	120	pc.
25 / 22		2509046003	5	60	pc.
32 / 28		2509046004	5	60	pc.

**Note:**

The coupling can work with metal press systems such as KAN-therm Steel, KAN-therm Inox or KAN-therm Copper.



### Brass female tee

GROUP: U1

Size [mm]	*	Code			UM
14 Rp½"		2509258000	5	60	pc.
16 Rp½"		2509258001	5	60	pc.
20 Rp½"		2509258002	5	50	pc.
20 Rp¾"		2509258003	5	50	pc.
25 Rp½"		2509258004	2	30	pc.
25 Rp¾"		2509258005	2	30	pc.
32 Rp½"		2509258007	2	20	pc.
32 Rp¾"		2509258008	2	20	pc.
32 Rp1"		2509258006	2	20	pc.



### Brass female elbow 90°

GROUP: U1

Size [mm]	*	Code			UM
14 Rp½"		2509069000	10	120	pc.
14 Rp¾"		2509069001	10	100	pc.
16 Rp½"		2509069002	10	120	pc.
16 Rp¾"		2509069003	5	60	pc.
20 Rp½"		2509069006	10	100	pc.
20 Rp¾"		2509069007	5	40	pc.
25 Rp¾"		2509069004	5	30	pc.
32 Rp1"		2509069005	2	30	pc.




### Brass male elbow 90°

GROUP: U1

Size [mm]	*	Code			UM
14 R½"		2509070000	10	120	pc.
16 R½"		2509070001	10	120	pc.
20 R½"		2509070002	10	120	pc.
20 R¾"		2509070003	10	100	pc.
25 R¾"		2509070004	5	40	pc.
32 R1"		2509070005	2	30	pc.

### Brass female wallplate elbow - L = 41 mm

GROUP: U1

Size [mm]	*	Code			UM
14 Rp $\frac{1}{2}$ "		2509286004	5	50	pc.
16 Rp $\frac{1}{2}$ "		2509286007	5	50	pc.
20 Rp $\frac{1}{2}$ "		2509286010	5	50	pc.

**Note:**

Height without plastic stop end.  
Stop end is intended for leak test only.



### Brass female wallplate elbow - L = 52.5 mm

GROUP: U1

Size [mm]	*	Code			UM
14 Rp $\frac{1}{2}$ "		2509286003	5	40	pc.
16 Rp $\frac{1}{2}$ "		2509286006	5	40	pc.
20 Rp $\frac{1}{2}$ "		2509286009	5	40	pc.

**Note:**

Height without plastic stop end.  
Stop end is intended for leak test only.



### Brass female wallplate elbow - L = 54 mm

GROUP: U1

Size [mm]	*	Code			UM
25 Rp $\frac{3}{4}$ "		2509286012	2	30	pc.



**Note:**

Brass female wallplate elbow is sold without the plastic stop end.



### Brass female wallplate elbow for dry screed L = 78 mm



GROUP: U1

Size [mm]	*	Code			UM
14 Rp $\frac{1}{2}$ "		2509286005	2	20	pc.
16 Rp $\frac{1}{2}$ "		2509286008	2	20	pc.
20 Rp $\frac{1}{2}$ "		2509286011	2	20	pc.



### Brass female wallplate elbow U-type - L = 41 mm

GROUP: U1

Size [mm]	*	Code			UM
14 Rp $\frac{1}{2}$ "		2509286000	5	45	pc.
16 Rp $\frac{1}{2}$ "		2509286001	5	45	pc.
20 Rp $\frac{1}{2}$ "		2509286002	5	45	pc.

**Note:**

Height without plastic stop end.  
Stop end is intended for leak test only.





### Brass elbow with Cu Ø15 pipe - L = 300 mm

**GROUP: U1**

Size [mm]	*	Code		UM
14		2509071000	50	pc.
16		2509071002	50	pc.
20		2509071004	40	pc.

**Note:**

Variants of connecting fittings with nickel-plated pipes with all kinds of appliances are described in the "Designer and Contractor Guidebook".




### Brass elbow with Cu Ø15 pipe - L = 750 mm

**GROUP: U1**

Size [mm]	*	Code		UM
14		2509071001	25	pc.
16		2509071003	25	pc.
20		2509071005	25	pc.

**Note:**

Variants of connecting fittings with nickel-plated pipes with all kinds of appliances are described in the "Designer and Contractor Guidebook".



### Brass elbow with Cu Ø15 pipe - L = 300 mm

**GROUP: U1**

Size [mm]	*	Code		UM
14		2509071006	10	pc.
16		2509071007	10	pc.

**Note:**

Variants of connecting fittings with nickel-plated pipes with all kinds of appliances are described in the "Designer and Contractor Guidebook".



### Brass tee with Cu Ø15 pipe - L = 300 mm

**GROUP: U1**

Size [mm]	*	Code		UM
14		2509261000	50	pc.
16		2509261002	50	pc.
20		2509261008	50	pc.

**Note:**

Variants of connecting fittings with nickel-plated pipes with all kinds of appliances are described in the "Designer and Contractor Guidebook".



### Brass tee with Cu Ø15 pipe - L = 750 mm

**GROUP: U1**

Size [mm]	*	Code		UM
14		2509261001	25	pc.
16		2509261003	25	pc.
20		2509261009	25	pc.

**Note:**

Variants of connecting fittings with nickel-plated pipes with all kinds of appliances are described in the "Designer and Contractor Guidebook".



**Brass reducing tee with Cu Ø15 pipe - L = 300 mm, left****GROUP: U1**

Size (d1/d2) [mm]	*	Code		UM
16 / 14		2509261004	50	pc.
20 / 16		2509261010	40	pc.

**Note:**

When connecting radiators with reducing tees, use the set consisting of the left and right tees.  
Variants of connecting fittings with nickel-plated pipes with all kinds of appliances are described in the "Designer and Contractor Guidebook".

**Brass reducing tee with Cu Ø15 pipe - L = 300 mm, right****GROUP: U1**

Size (d1/d2) [mm]	*	Code		UM
16 / 14		2509261005	50	pc.
20 / 16		2509261011	40	pc.

**Note:**

When connecting radiators with reducing tees, use the set consisting of the left and right tees.  
Variants of connecting fittings with nickel-plated pipes with all kinds of appliances are described in the "Designer and Contractor Guidebook".

**Brass reducing tee with Cu Ø15 pipe - L = 750 mm, left****GROUP: U1**

Size (d1/d2) [mm]	*	Code		UM
16 / 14		2509261006	25	pc.
20 / 16		2509261012	25	pc.

**Note:**

When connecting radiators with reducing tees, use the set consisting of the left and right tees.  
Variants of connecting fittings with nickel-plated pipes with all kinds of appliances are described in the "Designer and Contractor Guidebook".

**Brass reducing tee with Cu Ø15 pipe - L = 750 mm, right****GROUP: U1**

Size (d1/d2) [mm]	*	Code		UM
16 / 14		2509261007	25	pc.
20 / 16		2509261013	25	pc.

**Note:**

When connecting radiators with reducing tees, use the set consisting of the left and right tees.  
Variants of connecting fittings with nickel-plated pipes with all kinds of appliances are described in the "Designer and Contractor Guidebook".

**Eurocone adapter for Cu Ø15 pipe****GROUP: A**

Size [mm]	*	Code			UM
15 G¾"		1709043005	15	150	pc.

**Note:**

The adapter is compatible with fittings for union connections with male threads and radiator combined valves.





### Eurocone adapter for Cu Ø15 pipe

GROUP: A

Size [mm]	*	Code			UM
15 G½"		1709043003	20	300	pc.

**Note:**  
Adapter is compatible with nipples and fittings for union connections.



### Universal eurocone adapter for Ø15 pipes

GROUP: A

Size [mm]	*	Code			UM
15 G¾"		1709043010	15	150	pc.

**Note:**  
Universal adapter, enabling connection of metal pipes (e.g. copper, nickel-plated copper, KAN-therm Steel and Inox system pipes) with a diameter of 15 mm. The construction of the adapter allows for its multiple use.



### Compression for Cu Ø15 pipes

GROUP: A

Size [mm]	*	Code			UM
15 G½"		1709043011	20	300	pc.

**Note:**  
The compression fitting is compatible with (1709040000).



### Nickel-plated male/female connection body for Ø15 pipe

GROUP: A

Size [mm]	*	Code			UM
15 G½"		1709040000	20	200	pc.

**Note:**  
To be used together with a compression for Cu Ø15 mm pipe (1709043011) when connecting radiators with female ½" thread using fittings with nickel-plated Cu Ø15 mm pipes.





### Brass stop end

GROUP: U1

Size [mm]	*	Code			UM
14		2509250000	10	350	pc.
16		2509250001	10	200	pc.
20		2509250002	10	150	pc.
25		2509250003	5	150	pc.
32		2509250004	5	60	pc.

## PVDF sliding sleeve

GROUP: U1

Size [mm]	*	Code			UM
14		2509335000	50	700	pc.
16		2509335001	50	500	pc.
20		2509335002	30	300	pc.
25		2509335003	20	200	pc.
32		2509335004	10	100	pc.



## Brass threaded connector

GROUP: U1


Size [mm]	*	Code			UM
14		2510042000	10	120	pc.
16		2510042001	10	120	pc.
20		2510042002	10	120	pc.

**Note:**  
ultraLINE PERTAL<sup>2</sup> pipes require calibration and chamfering before connecting with fitting.



## Brass female threaded connector

GROUP: U1




Size [mm]	*	Code			UM
14 G $\frac{1}{2}$ "		2510044000	10	150	pc.
16 G $\frac{1}{2}$ "		2510044001	10	150	pc.
20 G $\frac{1}{2}$ "		2510044002	10	150	pc.

**Note:**  
ultraLINE PERTAL<sup>2</sup> pipes require calibration and chamfering before connecting with fitting.



## Brass male threaded connector

GROUP: U1


Size [mm]	*	Code			UM
14 G $\frac{1}{2}$ "		2510045000	10	150	pc.
16 G $\frac{1}{2}$ "		2510045001	10	150	pc.
20 G $\frac{1}{2}$ "		2510045002	10	150	pc.
 25 G $\frac{3}{4}$ "		2509045007	5	80	pc.

**Note:**  
ultraLINE PERTAL<sup>2</sup> pipes require calibration and chamfering before connecting with fitting.  
1/2" threads are equipped with O-Ring seal.  
Connectors with 1/2" threads are adapted for direct screwing into the manifold beam - sealing of the connection is done by means of an O-Ring seal.



## Brass Eurocone adapter

GROUP: U1



Size [mm]	*	Code			UM
14 G $\frac{3}{4}$ "		2510271000	10	120	pc.
16 G $\frac{3}{4}$ "		2510271001	10	120	pc.





### Brass female half union with flat seal

GROUP: U1

Size [mm]	*	Code			UM
14 G1/2"		2510105000	10	120	pc.
14 G3/4"		2510105001	10	120	pc.
16 G1/2"		2510105002	10	120	pc.
16 G3/4"		2510105003	10	120	pc.
20 G1/2"		2510105004	10	80	pc.
20 G3/4"		2510105005	10	80	pc.
25 G1"		2510105006	5	60	pc.
25 G3/4"		2510105007	5	60	pc.
32 G1"		2510105009	5	50	pc.
32 G1 1/4"		2510105008	5	40	pc.



### Eurocone adapter

GROUP: U1

Size [mm]	*	Code			UM
14 G3/4"		2510271002	10	150	pc.
16 G3/4"		2510271003	10	150	pc.
20 G3/4"		2510271004	10	150	pc.

**Note:**

ultraLINE PERTAL<sup>2</sup> pipes require calibration and chamfering before fitting the adapter.

## Accessories

### Metal bent mounting plate for dry screed wallplate elbows

GROUP: A



Spacing (L) [mm]	*	Code			UM
80, 100, 150		1700210025	1	30	pc.

Plate total length 436 mm, width 60 mm, bend 42 mm.

**Note:**

It allows wall elbows and wall tees to be installed with a bracket on the wall, in wall grooves and drywall. The plate is sold with a set of screws (6 pcs.) for fixing elbows and wall tees.

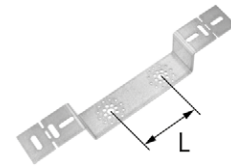


### Bent mounting plate

GROUP: A

Spacing (L) [mm]	*	Code			UM
<b>N</b> 100		1700210027	1	30	pc.

Plate total length 383 mm, width 60 mm, bend 42 mm.



### Double metal mounting plate


GROUP: A

Spacing (L) [mm]	*	Code			UM
80, 150		1700210014	1	42	pc.

Plate total length 210 mm, width 55 mm, depth 9 mm.

**Note:**

It allows wall elbows and wall tees with a nut or mounting bolt to be installed on the wall, in wall grooves and drywall. Screws for mounting tap connections included (6 pcs.).



## Tools



### Battery tool set - expander and sliding-sleeve tool + ultraLINE AL 16-25 heads

GROUP: K

Range [mm]	*	Code		UM
16-25		1967267031	1	pc.

Each set includes:

- 1967267022 - Battery sliding sleeve tool
- 1967267023 - Battery for battery-powered tools - 3 pcs.
- 1967267024 - Charger for battery-powered tools
- 1967267025 - Battery expander
- 1941267096 - Expander lubricant
- 1967113004 - ultraLINE AL - 16×2,2 expanding head
- 1967113005 - ultraLINE AL - 20×2,8 expanding head
- 1967113006 - ultraLINE AL - 25×2,5 expanding head
- 1967267004 - Set of forks for sliding sleeve - 16
- 1967267005 - Set of forks for sliding sleeve - 20
- 1967267006 - Set of forks for sliding sleeve - 25
- 1967267000 - Pipe cutter 14-25
- 1967267021 - Calibrator - 14-16-20
- tool case



### Battery tool set - expander and sliding sleeve tool + ultraLINE PE 16-20 and ultraLINE AL. 25 heads

GROUP: K

Range [mm]	*	Code		UM
16-25		1967267032	1	pc.

Each set includes:

- 1967267022 - Battery sliding sleeve tool
- 1967267023 - Battery for battery-powered tools - 3 pcs.
- 1967267024 - Charger for battery-powered tools
- 1967267025 - Battery expander
- 1941267096 - Expander lubricant
- 1967113004 - ultraLINE PE - 16×2,2 expanding head
- 1967113005 - ultraLINE PE - 20×2,8 expanding head
- 1967113006 - ultraLINE AL - 25×2,5 expanding head
- 1967267004 - Set of forks for sliding sleeve - 16
- 1967267005 - Set of forks for sliding sleeve - 20
- 1967267006 - Set of forks for sliding sleeve - 25
- 1967267000 - Pipe cutter 14-25
- tool case



### Battery tool set - expander and sliding sleeve tool

GROUP: K

Range [mm]	*	Code		UM
16-25		1967267026	1	pc.

Each set includes:

- 1967267022 - Battery sliding sleeve tool
- 1967267023 - Battery for battery-powered tools - 3 pcs.
- 1967267024 - Charger for battery-powered tools
- 1967267025 - Battery expander
- 1941267096 - Expander lubricant
- 1967267000 - Pipe shears 14-25
- 1933267029 - Pipe shears 14-32
- tool case

Expanding heads and forks must be completed separately.



### Tool set - expander and battery sliding sleeve sleeve tool

GROUP: K

Range [mm]	*	Code		UM
14-32		1967267012	1	pc.

Each set includes:

- 1967267022 - Battery sliding sleeve tool
- 1967267023 - Battery for battery-powered tools - 2 pcs.
- 1967267024 - Charger for battery-powered tools
- 1967267002 - Expander
- 1941267096 - Expander lubricant
- 1967267000 - Pipe cutter 14-25
- 1933267029 - Pipe cutter 14-32
- tool case

Expanding heads and forks must be completed separately.

## Charger for battery tools

GROUP: K

Version	*	Code		UM
LGML1 ~230 V / 10,8V DC		1967267024	1	pc.



## Battery for battery tools

GROUP: K

Version	*	Code		UM
RAML1 Li-Ion 10,8V 1,5Ah	***	1967267023	1	pc.
 RAML1225 Li-Ion 10,8V 2,5Ah		1967267051	1	pc.



## Manual tool set - expander and chain sliding sleeve tool

GROUP: K

Range [mm]	*	Code		UM
14-32		1967267016	1	pc.

Each set includes:


- 1938267085 - Chain sliding sleeve tool
- 1967267002 - Expander
- 1941267096 - Expander lubricant
- 1967267000 - Pipe cutter 14-25
- 1933267029 - Pipe cutter 14-32
- tool case

Expanding heads and forks must be completed separately.



## Manual tool set - expander and adapter

GROUP: K

Range [mm]	*	Code		UM
14-32		1967267017	1	pc.

Each set includes:

- 1967267015 - Adapter for radial press tools
- 1967267002 - Expander
- 1941267096 - Expander lubricant
- 1967267000 - Pipe cutter 14-25
- 1933267029 - Pipe cutter 14-32
- tool case

Expanding heads and forks must be completed separately.



## Expander

GROUP: K

Range [mm]	*	Code		UM
14-32		1967267001	1	pc.





### Expanding head PE

GROUP: K

Size [mm]	*	Code		UM
14x2,0		1967113000	1	pc.
16x2,2		1967113001	1	pc.
20x2,8		1967113002	1	pc.



### Expanding head AL

GROUP: K

Size [mm]	*	Code		UM
14x2,0		1967113003	1	pc.
16x2,2		1967113004	1	pc.
20x2,8		1967113005	1	pc.
25x2,5		1967113006	1	pc.
32x3,0		1967113007	1	pc.



### Set of forks for sliding sleeve

GROUP: K

Size [mm]	*	Code		UM
14x2,0		1967267003	1	pc.
16x2,2		1967267004	1	pc.
20x2,8		1967267005	1	pc.
25x2,5		1967267006	1	pc.
32x3,0		1967267007	1	pc.



### Set of double forks for hydraulic sliding sleeve tool

GROUP: K

Size [mm]	*	Code		UM
14-16		1967267008	1	set
16-20		1967267009	1	set
25-32		1967267010	1	set

**Note:**  
Double forks enable conversion of Push hydraulic foot push tools for working with ultraLINE elements.  
The set includes a long and short fork.



### Locking pin for double forks

GROUP: K


	*	Code		UM
		1967267050	1	pc.

**Note:**  
To retool a Push hydraulic foot push tool use one protective pin for double push forks.



### Set of double forks for battery crimping tool Push/ultraLINE

GROUP: K

Range	*	Code		UM
<b>N</b> 14-16		1967267052	1	pc.
<b>N</b> 16-20		1967267053	1	pc.
<b>N</b> 25-32		1967267054	1	pc.

The set enable conversion of Push battery press for working with ultraLINE elements.



### Locking pin for double forks for the press tool Push/ultraLINE battery press

GROUP: K

Range	*	Code		UM
<b>N</b> 14-32		1967267055	1	pc.



### Adapter for press tools

GROUP: K

	*	Code		UM
		1967267015	1	pc.

**Note:**

The adapter is compatible with REMS, ROTHENBERGER, KAN-therm AC ECO, AC 3000, DC 4000 press tools.



### Cutter for pipes

GROUP: K

Range [mm]	*	Code		UM
16-40		1933267029	1	pc.



### Cutter for pipes

GROUP: K

Range [mm]	*	Code		UM
14-25		1967267000	1	pc.





### Cutter blade for pipes

GROUP: K

	*	Code		UM
		1967267019	1	pc.

**Note:**  
Cutter service element 1967267000.



### Pipe calibrator

GROUP: K

Size [mm]	*	Code		UM
14-16-20		1967267021	1	pc.



### External spring for bending pipes

GROUP: K

Size [mm]	*	Code			UM
14	*	1936267079	1	60	pc.
16		1936267081	1	60	pc.
20		1936267086	1	40	pc.
25-26		1936267088	1	25	pc.

**Note:**  
The external spring works with PERTAL<sup>2</sup> and PERTAL pipes.

coil 
 bar 
 pipes in tube 
 bag 
 carton box 
 pallet 
 new 
 available soon

\* custom-made - lead time max 4 weeks | \*\* availability as agreed | \*\*\* while stock lasts



Install your **future**



SYSTEM **KAN-therm**

# ultra**PRESS**

Innovativeness and uniqueness  
- One system, six functions

EN 23/05

Ø **16-63 mm**

# Table of contents

## SYSTEM **KAN-therm** ultraPRESS

Pipes .....	29
Connectors .....	30
Accessories .....	46
Tools .....	48

# System **KAN-therm ultraPRESS**

is compatible with and fully replaces the existing system **KAN-therm Press**, both in terms of fittings and pipes.

**System KAN-therm ultraPRESS components have the same catalogue codes and prices as its predecessor.**

**“The difference you can see at first glance is the new colour of fittings made of light-coloured PPSU,”**  
– says Mariusz Choroszuca – Director of the KAN Group Technical Support Department.

The range of brass fittings is supplemented by diameter 32×3 mm.

New pipe markings serves for proper identification.

To make the installation process as easy as it could be, we have also made personalised KAN tools available to our clients, consisting of three sets of tools with U and TH jaws, equipped with an automatic jaw retraction function.

The manufacturing process of the System KAN-therm ultraPRESS ensures that the generation of non-recyclable waste is reduced by 50%.

# SYSTEM KAN-therm ultraPRESS

## Pipes

### PERTAL pipe - coil

GROUP: B

Size [mm]	*	Code			UM
16×2,0		1029196031	600	2400	m
16×2,0		1029196123	200	3000	m
20×2,0		1029196092	100	1500	m
25×2,5		1029196081	50	750	m
26×3,0		1029196106	50	750	m
32×3,0		1029196115	50	600	m
40×3,5		1029196119	25	300	m



**Note:**

Application class (acc. to ISO 10508) 1-5; 10 bar



### PERTAL pipe - bar

GROUP: B

Size [mm]	*	Code			UM
16×2,0		1029196210	5	50	m
20×2,0		1029196211	5	35	m
25×2,5		1029196212	5	40	m
32×3,0		1029196071	5	40	m
40×3,5		1029196078	5	25	m
50×4,0		1029196274	5	15	m
63×4,5		1029196275	5	5	m



**Note:**

Application class (acc. to ISO 10508) 1-5; 10 bar



### PERTAL pipe in red insulation 6 mm - coil

GROUP: B

Size [mm]	*	Code			UM
16×2,0		1029195010	50	750	m
N 16×2,0		1029196208	100	900	m
20×2,0		1029195000	50	750	m
25×2,5		1029195002	25	375	m
32×3,0		1029196114	50	300	m


**Note:**

Application class (acc. to ISO 10508) 1-5; 10 bar



### PERTAL pipe in blue insulation 6 mm - coil

GROUP: B

Size [mm]	*	Code			UM
16×2,0		1029195011	50	750	m
N 16×2,0		1029196209	100	900	m
20×2,0		1029195001	50	750	m
25×2,5		1029195003	25	375	m
32×3,0		1029196067	50	300	m

**Note:**

Application class (acc. to ISO 10508) 1-5; 10 bar



 coil  bar  pipes in tube  bag  carton box  pallet **N** new  available soon

\* custom-made - lead time max 4 weeks | \*\* availability as agreed | \*\*\* while stock lasts

## Connectors



### Brass female connector

GROUP: F

Size [mm]	*	Code			UM
16 Rp1/2"		1009044002	10	120	pc.
20 Rp1/2"		1009042120	10	120	pc.
20 Rp3/4"		1009044003	10	80	pc.
25 Rp3/4"		1009044024	5	50	pc.
25 Rp1"		1009044005	5	40	pc.
26 Rp3/4"		1009044029	5	50	pc.
26 Rp1"		1009044006	5	40	pc.
32 Rp1"		1009044040	5	40	pc.
32 Rp1 1/4"		1009044008	5	40	pc.
40 Rp1"		1009044051	2	20	pc.
40 Rp1 1/4"		1009044050	2	20	pc.
40 Rp1 1/2"		1009044009	2	20	pc.



### Brass male connector

GROUP: F

Size [mm]	*	Code			UM
16 R1/2"		1009045005	10	150	pc.
20 R1/2"		1009045009	10	120	pc.
20 R3/4"		1009042128	10	120	pc.
25 R1/2"		1009042132	5	50	pc.
25 R3/4"		1009045014	5	50	pc.
25 R1"		1009045013	5	50	pc.
26 R1/2"		1009042134	5	50	pc.
26 R3/4"		1009045043	5	50	pc.
26 R1"		1009045015	5	50	pc.
32 R1"		1009045017	5	40	pc.
32 R1 1/4"		1009045016	5	40	pc.
40 R1"		1009045061	2	20	pc.
40 R1 1/4"		1009045019	2	20	pc.
40 R1 1/2"		1009045018	2	20	pc.
50 R1 1/2"		1009045020	2	20	pc.
63 R2"		1009045003	1	10	pc.



### PPSU female connector

GROUP: F



Size [mm]	*	Code			UM
16 Rp1/2"	***	1009044030	10	120	pc.

coil bar pipes in tube bag carton box pallet **N** new available soon

\* custom-made - lead time max 4 weeks | \*\* availability as agreed | \*\*\* while stock lasts

### Brass connector Compression

GROUP: F

Size [mm]	*	Code			UM
16 / 15		1009042077	10	150	pc.
22 / 20		1009042079	10	80	pc.
25 / 22		1009042082	5	50	pc.


**Note:**

The coupling can work with metal press systems such as KAN-therm Steel, KAN-therm Inox or KAN-therm Copper.



### Brass elbow Compression

GROUP: F

Size [mm]	*	Code			UM
16 / 15	*	1009068018	10	120	pc.



**Note:**

The coupling can work with metal press systems such as KAN-therm Steel, KAN-therm Inox or KAN-therm Copper.



### Brass coupling ultraPRESS/Push



GROUP: F

Size [mm]	*	Code			UM
16 / 14x2,0		1009042146	10	150	pc.
16 / 18x2,0		1009042149	10	150	pc.
16 / 18x2,5		1009042145	10	150	pc.



### Brass coupling



GROUP: F

Size [mm]	*	Code			UM
16		1009042042	10	150	pc.
20		1009042049	10	120	pc.
25		1009042055	5	70	pc.
32		1009042003	5	40	pc.
40		1009042004	2	20	pc.
50		1009042005	2	20	pc.
63		1009042022	1	5	pc.



### PPSU coupling

GROUP: F



Size [mm]	*	Code			UM
16		1009042013	10	160	pc.
20		1009042015	10	150	pc.
25		1009042017	5	60	pc.
26		1009042039	5	60	pc.





### Brass reducing coupling


GROUP: F

Size [mm]	*	Code			UM
20 / 16		1009042105	10	120	pc.
25 / 16		1009042111	5	70	pc.
25 / 20		1009042117	5	70	pc.
32 / 16		1009046075	5	40	pc.
32 / 20		1009046072	5	40	pc.
32 / 25		1009046018	5	40	pc.
32 / 26		1009046046	5	40	pc.
40 / 20		1009046047	2	30	pc.
40 / 25		1009046052	2	30	pc.
40 / 26		1009046054	2	30	pc.
40 / 32		1009046048	2	20	pc.
50 / 32		1009046002	2	20	pc.
50 / 40		1009046004	2	20	pc.
63 / 40		1009046007	1	10	pc.
63 / 50		1009046008	1	10	pc.



### PPSU reducing coupling

GROUP: F

Size [mm]	*	Code			UM
20 / 16		1009046026	10	120	pc.
25 / 16		1009046029	5	70	pc.
25 / 20		1009046032	5	70	pc.
26 / 16		1009046040	5	70	pc.
26 / 20		1009046045	5	70	pc.



### Brass female tee

GROUP: F

Size [mm]	*	Code			UM
16 Rp $\frac{1}{2}$ "		1009258000	5	60	pc.
20 Rp $\frac{1}{2}$ "		1009258001	5	50	pc.
20 Rp $\frac{3}{4}$ "		1009258011	5	50	pc.
25 Rp $\frac{1}{2}$ "		1009258029	2	30	pc.
25 Rp $\frac{3}{4}$ "		1009258002	2	30	pc.
26 Rp $\frac{1}{2}$ "		1009258034	2	30	pc.
26 Rp $\frac{3}{4}$ "		1009258036	2	30	pc.
32 Rp $\frac{1}{2}$ "		1009257279	2	20	pc.
32 Rp $\frac{3}{4}$ "		1009257262	2	20	pc.



 coil 
  bar 
  pipes in tube 
  bag 
  carton box 
  pallet 
  new 
  available soon

\* custom-made - lead time max 4 weeks | \*\* availability as agreed | \*\*\* while stock lasts



### Brass male tee



GROUP: F

Size [mm]	*	Code			UM
16 R1/2"		1009259000	5	60	pc.
20 R1/2"		1009259027	5	50	pc.
20 R3/4"		1009259001	5	50	pc.
25 R3/4"		1009259037	2	30	pc.
25 R1"		1009259002	2	30	pc.
26 R3/4"		1009259043	2	30	pc.
26 R1"		1009259040	2	30	pc.
32 R1"		1009259046	2	20	pc.
40 R1"		1009259003	1	10	pc.
50 G1"	**	1009259006	1	12	pc.
63 G1"	**	1009259010	-	5	pc.



### Brass tee



GROUP: F

Size [mm]	*	Code			UM
16		1009257129	10	80	pc.
20		1009257144	5	50	pc.
25		1009257152	2	30	pc.
<b>N</b> 32		1009257305	2	20	pc.



### PPSU tee

GROUP: F

Size [mm]	*	Code			UM
16		1009257007	10	80	pc.
20		1009257009	5	50	pc.
25		1009257010	2	30	pc.
26		1009257016	2	30	pc.
32		1009257020	2	20	pc.
40		1009257023	1	10	pc.
50		1009257027	1	6	pc.
63		1009257029	-	3	pc.





## Brass reducing tee

GROUP: F



Size [mm]	*	Code			UM
20 / 16 / 16		1009257205	5	60	pc.
20 / 16 / 20		1009260167	5	50	pc.
20 / 20 / 16		1009257217	5	50	pc.
20 / 25 / 20		1009260164	2	30	pc.
25 / 16 / 20		1009260160	5	50	pc.
25 / 16 / 25		1009260161	2	30	pc.
25 / 20 / 16		1009260166	5	50	pc.
25 / 20 / 20		1009260162	2	30	pc.
25 / 20 / 25		1009260163	2	30	pc.
25 / 25 / 20		1009260165	2	30	pc.
<b>N</b> 32 / 20 / 32		1009260294	2	20	pc.
<b>N</b> 32 / 25 / 25		1009260296	2	20	pc.
<b>N</b> 32 / 25 / 32		1009260295	2	20	pc.
50 / 20 / 50		1009260168	1	10	pc.
50 / 25 / 40		1009260172	1	10	pc.
50 / 25 / 50		1009260169	1	10	pc.
50 / 26 / 40		1009260182	1	10	pc.
50 / 26 / 50		1009260069	1	10	pc.
50 / 32 / 40		1009260170	1	10	pc.
50 / 32 / 50		1009260171	1	10	pc.
50 / 40 / 40		1009260174	1	10	pc.
50 / 40 / 50		1009260173	1	8	pc.
63 / 20 / 63		1009260175	1	5	pc.
63 / 25 / 63		1009260176	1	5	pc.
63 / 26 / 63		1009260183	1	5	pc.
63 / 32 / 50		1009260177	1	5	pc.
63 / 32 / 63		1009260178	-	5	pc.
63 / 40 / 50		1009260179	1	5	pc.
63 / 40 / 63		1009260097	1	5	pc.
63 / 50 / 50		1009260181	1	5	pc.
63 / 50 / 63		1009260180	1	5	pc.

 coil 
  bar 
  pipes in tube 
  bag 
  carton box 
  pallet 
 **N** new 
  available soon

\* custom-made - lead time max 4 weeks | \*\* availability as agreed | \*\*\* while stock lasts

## PPSU reducing tee



GROUP: F

Size [mm]	*	Code			UM
16 / 20 / 16		1009260189	5	60	pc.
20 / 16 / 16		1009260184	5	60	pc.
20 / 16 / 20		1009260185	5	50	pc.
20 / 20 / 16		1009260188	5	50	pc.
20 / 25 / 20		1009260190	2	30	pc.
20 / 26 / 20		1009260007	2	30	pc.
25 / 16 / 20		1009260186	5	50	pc.
25 / 16 / 25		1009260187	2	30	pc.
25 / 20 / 16		1009257106	5	50	pc.
25 / 20 / 20		1009260010	2	30	pc.
25 / 20 / 25		1009260000	2	30	pc.
25 / 25 / 20		1009260009	2	30	pc.
25 / 32 / 25		1009257063	2	20	pc.
26 / 16 / 20		1009257014	5	50	pc.
26 / 16 / 26		1009257015	2	30	pc.
26 / 20 / 16		1009257113	5	50	pc.
26 / 20 / 20		1009260019	2	30	pc.
26 / 20 / 26		1009260022	2	30	pc.
26 / 26 / 20		1009260026	2	30	pc.
26 / 32 / 26		1009257066	2	20	pc.
32 / 16 / 32		1009260191	2	20	pc.
32 / 20 / 25		1009260027	2	20	pc.
32 / 20 / 26		1009257021	2	20	pc.
32 / 20 / 32		1009260192	2	20	pc.
32 / 25 / 25		1009260032	2	20	pc.
32 / 25 / 32		1009260035	2	20	pc.
32 / 26 / 26		1009260038	2	20	pc.
32 / 26 / 32		1009260129	2	20	pc.
32 / 32 / 20		1009260102	2	20	pc.
32 / 32 / 25		1009257073	2	20	pc.
32 / 32 / 26		1009257076	2	20	pc.
40 / 20 / 32		1009260041	1	12	pc.
40 / 20 / 40		1009260042	2	12	pc.
40 / 25 / 32		1009260043	2	12	pc.
40 / 25 / 40		1009260044	2	12	pc.
40 / 26 / 32		1009260001	2	12	pc.
40 / 26 / 40		1009260045	2	12	pc.
40 / 32 / 32		1009260048	2	12	pc.
40 / 32 / 40		1009260193	1	10	pc.
40 / 40 / 32		1009260049	1	10	pc.



## Nickel-plated brass crossover tee

GROUP: F

Size [mm]	*	Code			UM
16		1009257043	1	4	pc.


**Note:**

Press brass crossover tee - nickel-plated version.  
 Styrofoam box dimensions:  
 height (H) = 150 mm  
 length (L) = 190 mm  
 width (W) = 40 mm



 coil  bar  pipes in tube  bag  carton box  pallet  new  available soon

\* custom-made - lead time max 4 weeks | \*\* availability as agreed | \*\*\* while stock lasts



### Nickel-plated brass crossover reducing tee

GROUP: F

Size [mm]	*	Code			UM
16 / 16 / 20		1009257048	1	4	pc.
20 / 16 / 16		1009257044	1	4	pc.
20 / 20 / 20		1009257045	1	4	pc.
20 / 16 / 20		1009257051	1	4	pc.

**Note:**  
Press brass crossover tee - nickel-plated version.  
Styrofoam box dimensions:  
height (H) = 150 mm  
length (L) = 190 mm  
width (W) = 40 mm



### Brass elbow 90°

GROUP: F

Size [mm]	*	Code			UM
16		1009068054	10	120	pc.
20		1009068060	10	80	pc.
25		1009068066	5	40	pc.
N 32		1009068112	2	30	pc.



### PPSU elbow 90°

GROUP: F

Size [mm]	*	Code			UM
16		1009068007	10	120	pc.
20		1009068010	10	80	pc.
25		1009068030	5	40	pc.
26		1009068034	5	40	pc.
32		1009068020	2	30	pc.
40		1009068011	2	20	pc.
50		1009068048	2	10	pc.
63		1009068050	-	5	pc.



### Brass female elbow 90°

GROUP: F

Size [mm]	*	Code			UM
16 Rp1/2"		1009069005	10	120	pc.
20 Rp1/2"		1009069008	10	100	pc.
20 Rp3/4"		1009069011	5	60	pc.
25 Rp3/4"		1009068029	5	30	pc.
25 Rp1"		1009069016	5	30	pc.
26 Rp3/4"		1009069018	5	30	pc.
26 Rp1"		1009069020	5	30	pc.
32 Rp1"		1009069022	2	30	pc.
40 Rp1 1/4"		1009069012	2	20	pc.

coil bar pipes in tube bag carton box pallet **N** new available soon

\* custom-made - lead time max 4 weeks | \*\* availability as agreed | \*\*\* while stock lasts

### Brass male elbow 90°



GROUP: F

Size [mm]	*	Code			UM
16 R1/2"		1009068000	10	120	pc.
20 R1/2"		1009070010	10	100	pc.
20 R3/4"		1009070013	10	100	pc.
25 R3/4"		1009070005	5	40	pc.
25 R1"		1009070022	5	40	pc.
26 R3/4"		1009070026	5	40	pc.
26 R1"		1009070016	5	40	pc.
32 R1"		1009070018	2	30	pc.
40 R1 1/4"		1009070029	2	20	pc.



### PPSU elbow 45°



GROUP: F

Size [mm]	*	Code			UM
32		1009068003	2	30	pc.
40		1009068028	2	20	pc.
50		1009068040	1	10	pc.
63		1009068041	-	5	pc.



### Brass female directly fixed U type wallplate tee - L = 41 mm

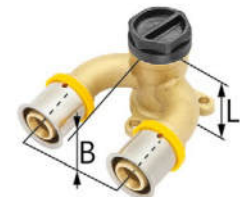
GROUP: F

Size [mm]	*	Code			UM
16 Rp1/2"		1009285101	5	25	pc.
20 Rp1/2"		1009285102	5	25	pc.

Size B = 20,5 mm. Stub spacing - 50 mm.



**Note:**

The plastic stop end is intended only for the leak test of the installation.



### Acoustic guard for U type wallplate tee

GROUP: F

Size [mm]	*	Code			UM
16-20		1009183004	5	25	pc.





### PPSU female wallplate elbow - L = 40 mm

GROUP: F

Size [mm]	*	Code			UM
16 Rp½"		1009285005	5	50	pc.
20 Rp½"		1009285013	5	50	pc.

Size B = 24 mm.

**Note:**

The wallplate elbow is sold in a set with M8 nut and plastic stop end. The stop end is intended only for the leak test of the installation. Aggressive chemicals must not be used to seal threads in PPSU fittings. Use only tow with the addition of sealing pastes. Do not use in drywall.



### PPSU female directly fixed wallplate elbow - L = 40,5 mm

GROUP: F

Size [mm]	*	Code			UM
16 Rp½"		1009286021	5	50	pc.
20 Rp½"		1009286023	5	50	pc.

Size B = 24 mm

**Note:**

The wallplate elbow is sold in a set with plastic stop end. The plastic stop end is intended only for the leak test of the installation. Aggressive chemicals must not be used to seal threads in PPSU fittings. Use only tow with the addition of sealing pastes.



### PPSU female directly fixed wallplate elbow - L = 52 mm

GROUP: F

Size [mm]	*	Code			UM
16 Rp½"		1009286022	2	30	pc.
20 Rp½"		1009286024	2	30	pc.

Size B = 35,5 mm

**Note:**

The wallplate elbow is sold in a set with a plastic stop end. The plastic stop end is intended only for the leak test of the installation. Aggressive chemicals must not be used to seal threads in PPSU fittings. Use only tow with the addition of sealing pastes.




### Brass female/male directly fixed wallplate elbow for drywall, L = 78 mm

GROUP: F

Size [mm]	*	Code			UM
16 Rp½"		1009285029	2	20	pc.

Size B = 57 mm.



### Brass female/male directly fixed wallplate elbow for drywall, L = 78 mm


GROUP: F

Size [mm]	*	Code			UM
16 G½" / G¾"		1009285055	2	20	pc.

Size B = 57 mm.

### Brass female wallplate elbow - L = 52,5 mm


GROUP: F

Size [mm]	*	Code			UM
16 Rp $\frac{1}{2}$ "		1009285009	5	40	pc.
20 Rp $\frac{1}{2}$ "		1009285001	5	40	pc.

Size B = 31,5 mm



**Note:**

The wallplate elbow is sold in a set with a mounting bolt and plastic stop end. The stop end is intended only for the leak test of the installation. It can be used in drywall with metal plates.



### Brass angular female wallplate tee - L = 41 mm

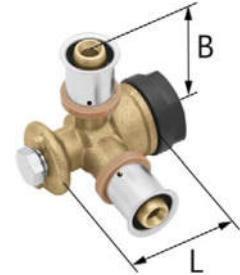
GROUP: F

Size [mm]	*	Code			UM
16 Rp $\frac{1}{2}$ "		1009285017	5	40	pc.
20 Rp $\frac{1}{2}$ "		1009285040	5	40	pc.

Size B = 20 mm



**Note:**

The wallplate elbow is sold in a set with a mounting bolt and plastic stop end. The stop end is intended only for the leak test of the installation. It can be used in drywall with metal plates.



### Brass female directly fixed angular wallplate tee - L = 41 mm


GROUP: F

Size [mm]	*	Code			UM
16 Rp $\frac{1}{2}$ "		1009285077	5	50	pc.
20 Rp $\frac{1}{2}$ "		1009285082	5	40	pc.

Size B = 20 mm

**Note:**

The angular wallplate tee is sold in a set with a mounting bolt and plastic stop end. The plastic stop end is intended only for the leak test of the installation.



### Brass female directly fixed wallplate elbow - L = 41 mm


GROUP: F

Size [mm]	*	Code			UM
16 Rp $\frac{1}{2}$ "		1009285059	5	50	pc.
20 Rp $\frac{1}{2}$ "		1009285062	5	50	pc.

Size B = 20 mm



**Note:**

The wallplate elbow is sold in a set with a plastic stop end. The plastic stop end is intended only for the leak test of the installation.



### Brass female directly fixed wallplate elbow - L = 54 mm


GROUP: F

Size [mm]	*	Code			UM
20 Rp $\frac{3}{4}$ "		1009285032	5	50	pc.
25 Rp $\frac{3}{4}$ "		1009285050	2	30	pc.
26 Rp $\frac{3}{4}$ "		1009285053	2	30	pc.

Size B = 30 mm

**Note:**

Wallplate elbow is sold without the plastic stop end.



 coil  bar  pipes in tube  bag  carton box  pallet  new  available soon

\* custom-made - lead time max 4 weeks | \*\* availability as agreed | \*\*\* while stock lasts




### Acoustic guard for wallplate elbows

GROUP: F

Size [mm]	*	Code			UM
16-20		1009183002	5	25	pc.

**Note:**  
Use only with wallplate elbows and tees with a bracket:  

- 1009285059
- 1009285062
- 1009285032



### Brass female straight wallplate tee - L = 41 mm

GROUP: F

Size [mm]	*	Code			UM
20 Rp½"		1009285056	5	50	pc.

Size B = 20 mm  
**Note:**  
The straight wallplate tee is sold in a set with a mounting bolt and plastic stop end.  
The plastic stop end is intended only for the leak test of the installation.  
It can be used in drywall with metal plates.



### Brass female directly fixed straight wallplate tee - L = 41 mm

GROUP: F

Size [mm]	*	Code			UM
20 Rp½"		1009285057	5	40	pc.

Size B = 20 mm  
**Note:**  
The straight wallplate tee is sold in a set with a mounting bolt and plastic stop end.  
The plastic stop end is intended only for the leak test of the installation.



### Brass female drywall tee - L = 53 mm

GROUP: F

Size [mm]	*	Code			UM
16 Rp½"		1009258012	2	20	pc.
20 Rp½"		1009258018	2	20	pc.



### Brass female drywall reducing tee - L = 53 mm

GROUP: F

Size [mm]	*	Code			UM
20 / 16 Rp½"		1009258017	2	20	pc.

coil bar pipes in tube bag carton box pallet new available soon

\* custom-made - lead time max 4 weeks | \*\* availability as agreed | \*\*\* while stock lasts



### Brass female wallplate elbow set on mounting plate - L = 44 mm

GROUP: F

Size [mm]	*	Code			UM
16 Rp½"		1009285000	1	10	pc.

Plate length = 210 mm

**Note:**

Wallplate elbows are sold in a set with a mounting bolt, plastic stop end and metal plate with crossover.



The plastic stop end is intended only for the leak test of the installation.

Option to use in drywall.



### Brass nipple coupling

GROUP: F

Size [mm]	*	Code			UM
16 / 12	*	1009042063	20	160	pc.
16 / 15		1009042061	20	160	pc.
22 / 20		1009042064	10	120	pc.
25 / 22		1009042065	5	60	pc.
25 / 28		1009042139	5	60	pc.
26 / 22		1009042141	5	60	pc.
26 / 28		1009042143	5	60	pc.
<b>N</b> 32 / 28		1009042202	5	40	pc.


**Note:**

The coupling can work with metal press systems such as KAN-therm Steel, KAN-therm Inox or KAN-therm Copper.



### Brass tee with Cu Ø15 pipe - L = 300 mm

GROUP: F

Size [mm]	*	Code		UM
16		1009257115	40	pc.
20		1009261004	30	pc.

**Note:**


When connecting radiators via a straight tee, use a set of two tees.

Variants of connecting fittings with nickel-plated pipes with all kinds of appliances are described in the "Designer and Contractor Guidebook".



### Brass reducing tee with Cu Ø15 pipe - L = 300 mm, left

GROUP: F

Size (d2/d1) [mm]	*	Code		UM
20 / 16		1009261001	30	pc.

**Note:**

When connecting radiators with reducing tees, use the set consisting of the left and right tees.

Variants of connecting fittings with nickel-plated pipes with all kinds of appliances are described in the "Designer and Contractor Guidebook".





### Brass reducing tee with Cu Ø15 pipe - L = 300 mm, right

GROUP: F

Size (d1/d2) [mm]	*	Code		UM
20 / 16		1009261002	10	pc.

**Note:**

When connecting radiators with reducing tees, use the set consisting of the left and right tees. Variants of connecting fittings with nickel-plated pipes with all kinds of appliances are described in the "Designer and Contractor Guidebook".



### Brass tee with Cu Ø15 pipe - L = 750 mm

GROUP: F

Size [mm]	*	Code		UM
16		1009261005	25	pc.
20		1009261009	20	pc.


**Note:**

When connecting radiators via a straight tee, use a set of two tees. Variants of connecting fittings with nickel-plated pipes with all kinds of appliances are described in the "Designer and Contractor Guidebook".



### Brass reducing tee with Cu Ø15 pipe - L = 750 mm, left

GROUP: F

Size (d2/d1) [mm]	*	Code		UM
20 / 16		1009261000	20	pc.


**Note:**

When connecting radiators with reducing tees, use the set consisting of the left and right tees. Variants of connecting fittings with nickel-plated pipes with all kinds of appliances are described in the "Designer and Contractor Guidebook".



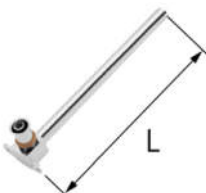
### Brass reducing tee with Cu Ø15 pipe - L = 750 mm, right

GROUP: F

Size (d1/d2) [mm]	*	Code		UM
20 / 16		1009261007	20	pc.


**Note:**

When connecting radiators with reducing tees, use the set consisting of the left and right tees. Variants of connecting fittings with nickel-plated pipes with all kinds of appliances are described in the "Designer and Contractor Guidebook".



### Brass elbow with Cu Ø15 pipe - L = 210 mm

GROUP: F

Size [mm]	*	Code		UM
16		1009068001	40	pc.

**Note:**

Variants of connecting fittings with nickel-plated pipes with all kinds of appliances are described in the "Designer and Contractor Guidebook".

### Brass elbow with Cu Ø15 pipe - L = 300 mm

GROUP: F

Size [mm]	*	Code		UM
16		1009071006	40	pc.

**Note:**

Variants of connecting fittings with nickel-plated pipes with all kinds of appliances are described in the "Designer and Contractor Guidebook".



### Brass elbow with Cu Ø15 pipe - L = 750 mm

GROUP: F

Size [mm]	*	Code		UM
16		1009071009	25	pc.


**Note:**

Variants of connecting fittings with nickel-plated pipes with all kinds of appliances are described in the "Designer and Contractor Guidebook".



### Brass double elbow with Cu Ø15 pipe - L = 250 mm

GROUP: F

Size [mm]	*	Code		UM
16		1009068002	15	pc.


**Note:**

Variants of connecting fittings with nickel-plated pipes with all kinds of appliances are described in the "Designer and Contractor Guidebook".



### Brass double elbow with Cu Ø15 pipe - L = 300 mm

GROUP: F

Size [mm]	*	Code		UM
16		1009071014	10	pc.

**Note:**

Variants of connecting fittings with nickel-plated pipes with all kinds of appliances are described in the "Designer and Contractor Guidebook".





### Brass female half union with flat sealing

GROUP: F

Size [mm]	*	Code			UM
16 G1/2"		1009105000	10	120	pc.
16 G3/4"		1009105002	10	120	pc.
20 G3/4"		1009105006	10	80	pc.
20 G1"		1009105004	5	60	pc.
25 G3/4"		1009105011	5	60	pc.
25 G1"		1009105009	5	60	pc.
25 G1 1/4"		1009105008	5	50	pc.
26 G3/4"		1009105016	5	60	pc.
26 G1"		1009105014	5	60	pc.
26 G1 1/4"		1009105013	5	50	pc.
32 G1"		1009105021	5	50	pc.
32 G1 1/4"		1009105019	5	40	pc.
32 G1 1/2"		1009105018	5	40	pc.
40 G1 1/2"		1009271000	2	30	pc.
40 G2"		1009271002	2	30	pc.

**Note:**  
Do not use for connections with manifold nipples.



### Brass female Eurocone adapter

GROUP: F

Size [mm]	*	Code			UM
16 G3/4"		1009271013	10	120	pc.
32 G1"		1009271009	5	50	pc.



### Brass stop end

GROUP: F

Size [mm]	*	Code			UM
16		1009250001	10	200	pc.
20		1009250002	10	140	pc.
25		1009250003	5	100	pc.
26		1009250004	5	100	pc.
32		1009250005	5	50	pc.



### PPSU female universal eurocone adapter


GROUP: A

Size [mm]	*	Code			UM
16 G3/4"		1010271005	10	150	pc.

**Note:**  
The adapter works with PEXC, PERT and PERTAL pipes.

### Brass female eurocone adapter for PERTAL pipes

GROUP: A

Size [mm]	*	Code			UM
16 G $\frac{1}{2}$ "		1010271001	10	160	pc.
16 G $\frac{3}{4}$ "		1010271002	10	150	pc.
20 G $\frac{3}{4}$ "		1010271008	10	120	pc.



**Note:**

Adapters are compatible with fittings for adapter connections, manifolds through manifold nipples.



### Brass female inlet connection for PERTAL pipes

GROUP: A

Size [mm]	*	Code			UM
16 G $\frac{1}{2}$ "		1010040003	10	160	pc.
16 G $\frac{3}{4}$ "		1010040006	10	120	pc.
20 G $\frac{3}{4}$ "		1010040011	10	120	pc.
20 G1"		1010040008	5	80	pc.
25 G1"		1010040013	10	80	pc.
26 G1"		1010040015	5	80	pc.



**Note:**

The above elements are available as nickel-plated on special request (delivery time - 4 weeks).



### Threaded male brass connector for PERTAL pipes

GROUP: A

Size [mm]	*	Code			UM
16x2 G $\frac{1}{2}$ "		1010045000	10	150	pc.
16x2 G $\frac{3}{4}$ "		1010045001	10	150	pc.

**Note:**

This fitting is adapted for direct screwing into the manifold beam - sealing of the connection in the manifold is done by means of an O-Ring seal.



## Accessories



### Single plastic mounting plate

GROUP: A

* Code	📄	📦	UM
1700210011	10	160	pc.

**Note:**

Total length 59 mm, width 43 mm, depth 8 mm.  
It makes it possible to install wallplate elbows and tees with a bolt or nut on a wall or in wall grooves.  
Do not use in drywall.



### Double plastic mounting plate


GROUP: A

Spacing (L) [mm]	* Code	📄	📦	UM
50	1700210008	10	120	pc.
80	1700210010	10	100	pc.
150	1700210006	10	70	pc.

Plate 50 mm - total length 84 mm, width 43 mm, depth 8 mm.  
Plate 80 mm - total length 114 mm, width 43 mm, depth 8 mm.  
Plate 150 mm - total length 184 mm, width 43 mm, depth 8 mm.

**Note:**

It makes it possible to install wallplate elbows and tees with a bolt or nut on a wall or in wall grooves.  
Do not use in drywall.



### Double metal mounting plate

GROUP: A

Spacing (L) [mm]	* Code	📄	📦	UM
80, 150	1700210014	1	42	pc.

Plate total length 210 mm, width 55 mm, depth 9 mm.

**Note:**

It allows wall elbows and wall tees with a nut or mounting bolt to be installed on the wall, in wall grooves and drywall.  
Screws for mounting tap connections included (6 pcs.).



### Double metal bent mounting plate

GROUP: A

Spacing (L) [mm]	* Code	📄	📦	UM
50, 80, 150	1700210002	10	20	pc.
50	1700210013	10	80	pc.

Plate 50, 80, 150 mm - total length 290 mm, width 40 mm, depth 28 mm.  
Plate 50 mm - total length 190 mm, width 40 mm, depth 28 mm.

**Note:**

It makes it possible to install wallplate elbows and tees with a bolt or nut on a wall, in wall grooves and drywall.

## Metal bent mounting plate for dry screed wallplate elbows


GROUP: A

Spacing (L) [mm]	*	Code			UM
80, 100, 150		1700210025	1	30	pc.

Plate total length 436 mm, width 60 mm, bend 42 mm.

**Note:**

It allows wall elbows and wall tees to be installed with a bracket on the wall, in wall grooves and drywall. The plate is sold with a set of screws (6 pcs.) for fixing elbows and wall tees.

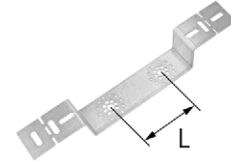


## Bent mounting plate

GROUP: A

Spacing (L) [mm]	*	Code			UM
<b>N</b> 100		1700210027	1	30	pc.

Plate total length 383 mm, width 60 mm, bend 42 mm.





## Tools



### Pipe cutter for PERTAL pipes

GROUP: K

Range [mm]	*	Code			UM
14-32		1936267054	1	20	pc.



### Pipe cutter blade for PERTAL pipe

GROUP: K

Range [mm]	*	Code		UM
14-32		1936267059	1	pc.



### Roller cutter for PERTAL pipes

GROUP: K

Range [mm]	*	Code		UM
16-63		1936267056	1	pc.



### Cutting wheel for PERTAL pipes

GROUP: K

Range [mm]	*	Code		UM
16-63		1941267039	1	pc.

 coil 
  bar 
  pipes in tube 
  bag 
  carton box 
  pallet 
  new 
  available soon

\* custom-made - lead time max 4 weeks | \*\* availability as agreed | \*\*\* while stock lasts



### Calibrator for PERTAL pipes


GROUP: K

Size [mm]	*	Code		UM
16		1936267026	1	pc.
20		1936267028	1	pc.
25 / 26		1936267030	1	pc.



### Universal calibrator for PERTAL pipes


GROUP: K

Size [mm]	*	Code		UM
16 / 20 / 25 / 26		1936267044	1	pc.
25 / 26 / 32 / 40		1936267039	1	pc.
50 / 63	*	1936267046	1	pc.



### Tool set - KAN-therm Mini battery press tool + "U" profile jaws

GROUP: K

Range [mm]	*	Code		UM
16-32		1936055010	1	pc.

Each set includes:

- 1936055008 - KAN-therm Mini battery press tool - 1 pc.
- 1936267273 - Jaws U16 - 1 pc.
- 1936267274 - Jaws U20 - 1 pc.
- 1936267275 - Jaws U25 - 1 pc.
- 1936267277 - Jaws U32 - 1 pc.
- 1967267023 - Battery RAML1 10,8V Li-Ion 1,5 Ah - 2 pc.
- 1967267024 - Charger LGML1 ~230V 35W - 1 pc.
- Case - 1 pc.



### KAN-therm AC ECO electric press tool

GROUP: K

Range [mm]	*	Code		UM
16-54		1936267240	1	pc.

**Note:**

The press tool is sold in a case.



### KAN-therm AC 3000 electric press tool

GROUP: K

Range [mm]	*	Code		UM
16-54		1936267239	1	pc.

**Note:**

The press tool is sold in a case.



 coil  bar  pipes in tube  bag  carton box  pallet **N** new  available soon

\* custom-made - lead time max 4 weeks | \*\* availability as agreed | \*\*\* while stock lasts



### KAN-therm DC 4000 battery press tool

GROUP: K

Range [mm]	*	Code		UM
N 16-40		1936267238	1	pc.

**Note:**  
The press tool is sold with a battery, charger and case.



### Charger for KAN-therm DC 4000 battery press tool

GROUP: K

Version	*	Code		UM
N 10,8-36 V		1936267267	1	pc.



### Battery for KAN-therm DC 4000 press tool

GROUP: K

Version	*	Code		UM
N 18 V / 4 Ah		1936267266	1	pc.



### KAN-therm "U" profile press jaws

GROUP: K

Size [mm]	*	Code		UM
N 16		1936267257	1	pc.
N 20		1936267258	1	pc.
N 25		1936267259	1	pc.
N 32		1936267260	1	pc.
N 40		1936267261	1	pc.

**Note:**  
The jaws work with KAN-therm AC ECO, AC 3000, DC 4000 drives.



### KAN-therm "TH" profile press jaws

GROUP: K

Size [mm]	*	Code		UM
N 16		1936267241	1	pc.
N 20		1936267242	1	pc.
N 25		1936267271	1	pc.
N 26		1936267243	1	pc.
N 32		1936267244	1	pc.
N 40		1936267272	1	pc.


**Note:**  
The jaws work with KAN-therm AC ECO, AC 3000, DC 4000 drives.

coil bar pipes in tube bag carton box pallet **N** new available soon

\* custom-made - lead time max 4 weeks | \*\* availability as agreed | \*\*\* while stock lasts

## KAN-therm "C" profile press jaws

GROUP: K


Size [mm]	*	Code		UM
26		1936267245	1	pc.

**Note:**  
The jaws work with KAN-therm AC ECO, AC 3000, DC 4000 drives.



## REMS Eco-Press press tool

GROUP: K


Range [mm]	*	Code		UM
16-26		1936267174	1	pc.

**Note:**  
Manual press tool is intended for making pipe connections of Ø16, Ø20, Ø25, Ø26 mm in diameter.



## REMS "U" profile press jaws

GROUP: K


Size [mm]	*	Code		UM
14	*	1936267220	1	pc.
16		1936267122	1	pc.
20		1936267125	1	pc.
25		1936267127	1	pc.
32		1936267137	1	pc.
40		1936267139	1	pc.

**Note:**  
The jaws work with Power-Press SE, Akku-Press, Power-Press ACC, Eco Press (14-25 mm) drives.



## REMS "TH" profile press jaws

GROUP: K

Size [mm]	*	Code		UM
14	*	1948267107	1	pc.
16	*	1948267109	1	pc.
20	*	1948267114	1	pc.
25	*	1948267116	1	pc.
26	*	1936267101	1	pc.
32	*	1936267103	1	pc.
40	*	1936267105	1	pc.

**Note:**  
The jaws work with Power-Press SE, Akku-Press, Power-Press ACC, Eco Press (14-26 mm) drives.



 coil  bar  pipes in tube  bag  carton box  pallet **N** new  available soon

\* custom-made - lead time max 4 weeks | \*\* availability as agreed | \*\*\* while stock lasts



### REMS "TH" profile press jaws

GROUP: K

Size [mm]	*	Code		UM
50	*	1936267134	1	pc.
63	*	1936267136	1	pc.

**Note:**

The jaws work with Power-Press SE, Akku-Press, Power-Press ACC drives.



### REMS "C" profile press jaws

GROUP: K

Size [mm]	*	Code		UM
26		1936267130	1	pc.

**Note:**

The jaws work with Power-Press SE, Akku-Press, Power-Press ACC, Eco Press drives.



### Case for Eco-Press tool

GROUP: K

	*	Code		UM
	*	1941267135	1	pc.



### Tool set

GROUP: K

Range [mm]	*	Code		UM
16-26		1936267217	1	set

**Note:**

The press tool is sold with a case.

Each set includes:

- 1936267174 - manual press tool, separated, for Press connectors with a pressed sleeve,
- 1936267122 - jaws U16 for a press tool,
- 1936267125 - jaws U20 for a press tool,
- 1936267130 - jaws C26 for a press tool,
- 1936267054 - pipe cutter for PERTAL pipes,
- 1936267044 - calibrator for PERTAL pipes Ø16/Ø20/Ø25-26,
- 1941267135 - case for the manual separated press tool.



### Tool set

GROUP: K

Range [mm]	*	Code		UM
N 16-25		1938267158	1	set

**Note:**

The press tool is sold with a case.

Each set includes:

- 1936267174 - manual press tool, separated, for Press connectors with a pressed sleeve,
- 1936267122 - jaws U16 for a press tool,
- 1936267125 - jaws U20 for a press tool,
- 1936267127 - jaws U25 for a press tool,
- 1936267054 - pipe cutter for PERTAL pipes,
- 1936267044 - calibrator for PERTAL pipes Ø16/Ø20/Ø25-26,
- 1941267135 - case for the manual separated press tool.

coil bar pipes in tube bag carton box pallet **N** new available soon

\* custom-made - lead time max 4 weeks | \*\* availability as agreed | \*\*\* while stock lasts

## Tool set LIGHT

GROUP: K

Range [mm]	*	Code		UM
16-20		1936267218	1	pc.

**Note:**

The press tool is sold with a case (1941267135).

Each set includes:

- 1936267174 - manual press tool, separated, for Press connectors with a pressed sleeve,
- 1936267122 - jaws U16 for a press tool,
- 1936267125 - jaws U20 for a press tool,
- 1936267026 - calibrator for PERTAL pipes Ø16,
- 1936267028 - calibrator for PERTAL pipes Ø20,

The set covers diameters 16-20 mm.



## Case for additional Press tools

GROUP: K

	*	Code		UM
		1941267129	1	pc.



## Set of additional Press tools

GROUP: K

Range [mm]	*	Code		UM
16-63		1936267216	1	set


Each set includes:

- 1936267044 - Calibrator for PERTAL pipes Ø16, Ø20, Ø25-26 - 1 pc.
- 1936267039 - Calibrator for PERTAL pipes Ø25-26, Ø32, Ø40 - 1 pc.
- 1936267046 - Calibrator for PERTAL pipes Ø50, Ø63 - 1 pc.
- 1936267056 - Cutter for PERTAL pipes Ø16-63 - 1 pc.
- 1936267054 - Shears for PERTAL pipes Ø16-32 - 1 pc.
- 1941267129 - Case - 1 pc.



## Set of REMS "TH" profile press jaws

GROUP: K

Range [mm]	*	Code		UM
50-63		1936267215	1	set

Each set includes:


- 1936267134 - Jaws TH50 for press tool - 1 pc.
- 1936267136 - Jaws TH63 for press tool - 1 pc.
- case - 1 pc.

The jaws work with Power-Press SE, Akku-Press, Power-Press ACC drives.



## REMS Power-Press SE "U" profile press tool set

GROUP: K

Range [mm]	*	Code		UM
16-40		1936267167	1	set

Each set includes:

- 1936267160 - Electric press tool - 1 pc.
- 1936267122 - Jaws U16 for press tool - 1 pc.
- 1936267125 - Jaws U20 for press tool - 1 pc.
- 1936267127 - Jaws U25 for press tool - 1 pc.
- 1936267137 - Jaws U32 for press tool - 1 pc.
- 1936267139 - Jaws U40 for press tool - 1 pc.
- case - 1 pc.



 coil  bar  pipes in tube  bag  carton box  pallet **N** new **!** available soon

\* custom-made - lead time max 4 weeks | \*\* availability as agreed | \*\*\* while stock lasts



### REMS Power-Press ACC electric press tool

GROUP: K

Range [mm]	*	Code		UM
16-63		1936267219	1	pc.

**Note:**  
The press tool is sold with a case.



### REMS Power-Press SE Basic Pack electric press tool

GROUP: K

Range [mm]	*	Code		UM
16-63		1936267160	1	pc.

**Note:**  
The press tool is sold with a case.  
The set does not include jaws.



### REMS Akku Press battery press tool

GROUP: K

Range [mm]	*	Code		UM
16-63		1936267152	1	pc.

**Note:**  
The press tool is sold with a battery, charger and case.



### Tool set - Novopress ACO103 BT press tool + "U" profile jaws

GROUP: K

Range [mm]	*	Code		UM
16-32		1936055004	1	pc.

- Each set includes:
- Battery press tool ACO103 - 1 pc.
  - 1936267113 - Jaws U16 for press tool - 1 pc.
  - 1936267114 - Jaws U20 for press tool - 1 pc.
  - 1936267115 - Jaws U25 for press tool - 1 pc.
  - 1936267116 - Jaws U32 for press tool - 1 pc.
  - 1938267047 - Charger - 1 pc.
  - 1938267002 - Battery 2 Ah - 2 pcs.
  - Case



### Tool set - Novopress ACO103 BT press tool + "TH" profile jaws

GROUP: K

Range [mm]	*	Code		UM
16-32	*	1936055005	1	pc.

- Each set includes:
- Battery press tool ACO103 - 1 pc.
  - 1936267108 - Jaws TH16 for press tool - 1 pc.
  - 1936267109 - Jaws TH20 for press tool - 1 pc.
  - 1936121003 - Jaws TH25 for press tool - 1 pc.
  - 1936267111 - Jaws TH32 for press tool - 1 pc.
  - 1938267047 - Charger - 1 pc.
  - 1938267002 - Battery 2 Ah - 2 pcs.
  - Case

## Novopress EFP203 electric press tool

GROUP: K

Range [mm]	*	Code		UM
16-63		1948267210	1	pc.


**Note:**

The press tool is sold with a plastic case.



## Novopress ACO203XL BT press tool

GROUP: K

Range [mm]	*	Code		UM
16-63		1948267181	1	pc.


Each set includes:

- Battery press tool - 1 pc.
- Battery 18 V/ 5.0 Ah Li-Ion Milwaukee - 2 pcs.
- Charger - 1 pc.
- Lubricant - 1 pc.
- Plastic case



## Novopress PB2 "U" profile press jaws

GROUP: K

Size [mm]	*	Code		UM
14	*	1936267231	1	pc.
16		1936267232	1	pc.
20		1936267233	1	pc.
25		1936267234	1	pc.
32		1936267235	1	pc.
40		1936267236	1	pc.

**Note:**

The jaws work with EFP203 and ACO203XL drives.



## Novopress PB2 "TH" profile press jaws

GROUP: K

Size [mm]	*	Code		UM
14	*	1936267222	1	pc.
16		1936267223	1	pc.
20		1936267224	1	pc.
25		1936267225	1	pc.
26		1936267226	1	pc.
32		1936267227	1	pc.
40		1936267228	1	pc.

**Note:**

The jaws work with EFP203 and ACO203XL drives.





### Novopress "TH" profile collar

GROUP: K

Size [mm]	*	Code		UM
50		1936267229	1	pc.
63		1936267230	1	pc.

**Note:**  
The jaws work with EFP203 and ACO203XL drives.  
Use with ZB203 adapter.



### Novopress ZB203 adapter

GROUP: K

Range [mm]	*	Code		UM
50-63		1948267000	1	pc.

**Note:**  
Adapter for EFP203 and ACO203XL drives.  
Press: 50-63 mm  
Steel & Inox: 35-54 mm  
Copper: 42-54 mm



### External spring for bending pipes

GROUP: K

Size [mm]	*	Code			UM
16		1936267081	1	60	pc.
20		1936267086	1	40	pc.
25-26		1936267088	1	25	pc.

**Note:**  
The external spring works with PERTAL<sup>2</sup> and PERTAL pipes.



### Internal spring for pipes bending

GROUP: K

Size [mm]	*	Code		UM
16		1936267075	1	pc.
20		1936267077	1	pc.
25-26		1936267071	1	pc.

**Note:**  
The internal spring works with PERTAL pipes.



### Combination wrench for G<sup>3/4</sup>" eurocone adapters

GROUP: K

Size [mm]	*	Code		UM
30	*	1938267035	1	pc.

**Note:**  
The wrench is intended for assembling G<sup>3/4</sup>" Eurocone adapters.





Install your **future**



SYSTEM **KAN-therm**

**PP**

High quality  
for reasonable price

EN 23/05

Ø **16-110 mm**

# Table of contents

## SYSTEM **KAN-therm** PP



Pipes .....	59
Connectors .....	62
Accessories .....	73
Tools .....	75

# SYSTEM KAN-therm PP

## Pipes

### Pipe PPR SDR7.4 PN16 - bar

GROUP: L

Size [mm]	*	Code			UM
20×2,8		1229203001	4	160	m
25×3,5		1229203003	4	100	m
32×4,4		1229203005	4	60	m
40×5,5		1229203008	4	40	m
50×6,9		1229203010	4	28	m
63×8,6		1229203012	4	16	m
75×10,3		1229203014	4	12	m
90×12,3		1229203016	4	8	m
110×15,1		1229203000	4	4	m



**Note:**

Application class 1; 8 bar  
 Application class 2; 6 bar  
 Application class 4; 10 bar  
 Application class 5; 6 bar



### Pipe PPR SDR6 PN20 - bar

GROUP: L

Size [mm]	*	Code			UM
16×2,7		1229206031	4	200	m
20×3,4		1229206033	4	160	m
25×4,2		1229206035	4	100	m
32×5,4		1229206037	4	60	m
40×6,7		1229206039	4	40	m
50×8,3		1229206041	4	28	m
63×10,5		1229206043	4	16	m
75×12,5		1229206045	4	12	m
90×15		1229206047	4	8	m
110×18,3		1229206029	4	4	m

**Note:**



Application class 1; 10 bar  
 Application class 2; 8 bar  
 Application class 4; 10 bar  
 Application class 5; 6 bar





### Pipe PPR stabiAL SDR6 PN20 - bar

GROUP: M



Size [mm]	*	Code			UM
16x2,7		1229205003	4	160	m
20x3,4		1229205005	4	100	m
25x4,2		1229205007	4	80	m
32x5,4		1229205009	4	40	m
40x6,7		1229205012	4	28	m
50x8,3		1229205015	4	20	m
63x10,5		1229205018	4	12	m
75x12,5		1229205021	4	8	m
90x15		1229205000	4	8	m
110x18,3		1229205002	4	4	m

**Note:**  
 Application class 1; 10 bar  
 Application class 2; 8 bar  
 Application class 4; 10 bar  
 Application class 5; 6 bar



### Pipe PPR stabiGLASS SDR7.4 PN16 - bar

GROUP: M



Size [mm]	*	Code			UM
20x2,8		1229204002	4	100	m
25x3,5		1229204003	4	80	m
32x4,4		1229204004	4	40	m
40x5,5		1229204005	4	28	m
50x6,9		1229204006	4	20	m
63x8,6		1229204007	4	12	m
75x10,3		1229204008	4	8	m
90x12,3		1229204009	4	8	m
110x15,1		1229204000	4	4	m

**Note:**  
 Application class 1; 8 bar  
 Application class 2; 6 bar  
 Application class 4; 10 bar  
 Application class 5; 6 bar



### Pipe PPR stabiGLASS SDR6 PN20 - bar

GROUP: M

Size [mm]	*	Code			UM
20x3,4		1229205025	4	100	m
25x4,2		1229205026	4	80	m
32x5,4		1229205027	4	40	m
40x6,7		1229205011	4	28	m
50x8,3		1229205014	4	20	m
63x10,5		1229205017	4	12	m
75x12,5		1229205020	4	8	m
90x15		1229205024	4	8	m
110x18,3		1229205001	4	4	m

**Note:**  
 Application class 1; 10 bar  
 Application class 2; 8 bar  
 Application class 4; 10 bar  
 Application class 5; 6 bar

## Pipe PPRCT SDR7.4 PN20 - bar

GROUP: L



	Size [mm]	*	Code			UM
<b>N</b>	20×2,8		<b>1229348001</b>	4	160	m
<b>N</b>	25×3,5		<b>1229348002</b>	4	100	m
<b>N</b>	32×4,4		<b>1229348003</b>	4	60	m
<b>N</b>	40×5,5		<b>1229348004</b>	4	40	m
<b>N</b>	50×6,9		<b>1229348005</b>	4	28	m
<b>N</b>	63×8,6		<b>1229348006</b>	4	16	m
<b>N</b>	75×10,3		<b>1229348007</b>	4	12	m
<b>N</b>	90×12,3		<b>1229348008</b>	4	8	m
<b>N</b>	110×15,1		<b>1229348000</b>	4	4	m

**Note:**

Application class 1: 10 bar  
 Application class 2: 8 bar  
 Application class 4: 10 bar  
 Application class 5: 6 bar

coil 
 bar 
 pipes in tube 
 bag 
 carton box 
 pallet 
 **N** new 
 available soon

\* custom-made - lead time max 4 weeks | \*\* availability as agreed | \*\*\* while stock lasts

## Connectors



### Saddle fitting PP/Push

GROUP: N

Size [mm]	*	Code							UM
63 / 18x2,0		1209238010							20 160 pc.
75 / 18x2,0		1209238011							20 160 pc.
90 / 18x2,0		1209238012							20 160 pc.
110 / 18x2,0		1209238009							20 160 pc.

**Note:**

The external diameter of PP pipe is given to which the saddle is welded, as well as the connection pipe diameter.



### Female saddle fitting

GROUP: N

Size [mm]	*	Code							UM
40 Rp½"		1209238022							20 160 pc.
50 Rp½"		1209238023							20 160 pc.
63 Rp½"		1209230007							20 160 pc.
75 Rp½"		1209230009							20 160 pc.
90 Rp½"		1209230011							20 160 pc.
110 Rp½"		1209230003							20 160 pc.

**Note:**

The external diameter of PP pipe is given to which the saddle is welded, as well as the diameter and type of thread.



### Compensation loop

GROUP: N

Size [mm]	*	Code							UM
16		1209036000							20 pc.
20		1209036002							20 pc.
25		1209036003							15 pc.
32		1209036004							10 pc.

**Note:**

Loop diameter Ø150, length 370 mm.





### Crossover

GROUP: N

Size [mm]	*	Code							UM
16		1209269000							200 pc.
20		1209269001							200 pc.
25		1209269002							130 pc.
32		1209269003							75 pc.

## Coupling

GROUP: N

Size [mm]	*	Code			UM
16		1209245001	80	1360	pc.
20		1209245002	100	700	pc.
25		1209245003	50	550	pc.
32		1209245004	40	280	pc.
40		1209245005	30	180	pc.
50		1209245006	-	110	pc.
63		1209245007	-	60	pc.
75		1209245008	-	45	pc.
90		1209245009	-	24	pc.
110		1209245000	-	16	pc.



## Coupling reducer



GROUP: N

Size [mm]	*	Code		UM
! 20 / 25		1209220021	1	pc.
! 32 / 25		1209220022	1	pc.



## Nipple reducer

GROUP: N

Size [mm]	*	Code			UM
20 / 16		1209220004	100	1200	pc.
25 / 16		1209220005	50	1100	pc.
25 / 20		1209220006	100	900	pc.
32 / 20		1209220007	80	640	pc.
32 / 25		1209220008	80	560	pc.
40 / 20		1209220009	50	400	pc.
40 / 25		1209220010	50	350	pc.
40 / 32		1209220011	50	300	pc.
50 / 32		1209220000	30	180	pc.
50 / 40		1209220012	30	150	pc.
63 / 32		1209220013	-	100	pc.
63 / 40		1209220014	-	100	pc.
63 / 50		1209220015	-	100	pc.
75 / 50		1209220016	-	80	pc.
75 / 63		1209220017	-	50	pc.
90 / 50		1209220018	-	48	pc.
90 / 63		1209220019	-	45	pc.
90 / 75		1209220020	-	45	pc.
110 / 63		1209220001	-	27	pc.
110 / 75		1209220002	-	27	pc.
110 / 90		1209220003	-	27	pc.

**Note:**

Nipple reducers are intended for direct welding into the fitting socket from the bigger diameter side. The smaller diameter is intended for direct connection with the pipe.





## Female connector

GROUP: N

Size [mm]	*	Code							UM
16 Rp1/2"		1209050002	20				200		pc.
20 Rp1/2"		1209050003	20				180		pc.
20 Rp3/4"		1209050004	30				150		pc.
25 Rp1/2"		1209050005	20				160		pc.
25 Rp3/4"		1209050006	30				150		pc.
25 Rp1"		1209245020	-				100		pc.
32 Rp3/4"		1209050008	-				100		pc.
32 Rp1"		1209050007	-				100		pc.
40 Rp1 1/4"		1209050009	-				60		pc.
50 Rp1 1/2"		1209050011	-				35		pc.
63 Rp2"		1209050012	-				18		pc.
75 Rp2 1/2"		1209050013	-				12		pc.
90 Rp3"		1209050014	-				8		pc.

**Note:**

Elements with 1" thread and bigger have a polygon for a wrench.



## Male connector

GROUP: N

Size [mm]	*	Code							UM
16 R1/2"		1209051003	20				160		pc.
20 R1/2"		1209051004	20				160		pc.
20 R3/4"		1209051005	30				120		pc.
25 R1/2"		1209051006	20				140		pc.
25 R3/4"		1209051007	20				100		pc.
25 R1"		1209245018	-				80		pc.
32 R3/4"		1209051009	-				80		pc.
32 R1"		1209051008	-				80		pc.
32 R1 1/4"		1209245019	-				50		pc.
40 R1 1/4"		1209051010	-				50		pc.
50 R1 1/2"		1209051012	-				36		pc.
63 R2"		1209051013	-				18		pc.
75 R2 1/2"		1209051014	-				10		pc.
90 R3"		1209051015	-				6		pc.

**Note:**

Elements with 1" thread and bigger have a polygon for a wrench.



## Elbow 90°


GROUP: N

Size [mm]	*	Code							UM
16		1209068010	50				900		pc.
20		1209068011	100				500		pc.
25		1209068012	50				350		pc.
32		1209068013	20				200		pc.
40		1209068014	20				120		pc.
50		1209068015	-				60		pc.
63		1209068016	-				32		pc.
75		1209068017	-				20		pc.
90		1209068018	-				12		pc.
110		1209068009	-				8		pc.



### Nipple elbow 90°



GROUP: N

Size [mm]	*	Code			UM
16		1209068022	50	1000	pc.
20		1209068023	100	600	pc.
25		1209068024	50	400	pc.
32		1209068025	50	200	pc.



### Elbow 45°



GROUP: N

Size [mm]	*	Code			UM
16		1209068000	50	950	pc.
20		1209068001	100	700	pc.
25		1209068002	50	400	pc.
32		1209068003	40	200	pc.
40		1209068004	20	140	pc.
50		1209068005	-	80	pc.
63		1209068006	-	40	pc.
75		1209068007	-	25	pc.
90		1209068008	-	14	pc.
<b>N</b> 110		1209068028	-	10	pc.



### Nipple elbow 45°

GROUP: N

Size [mm]	*	Code			UM
16		1209068019	50	1050	pc.
20		1209068020	100	700	pc.
25		1209068021	50	450	pc.

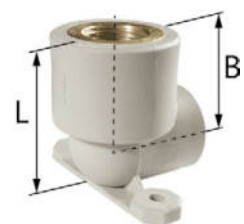



### Female directly fixed wallplate elbow - L = 45 mm

GROUP: N

Size [mm]	*	Code			UM
20 Rp½"		1209069007	20	140	pc.

**Note:**  
B = 29 mm






### Female directly fixed wallplate elbow - L = 47 mm

GROUP: N

Size [mm]	*	Code			UM
16 Rp $\frac{1}{2}$ "		1209069006	20	140	pc.

**Note:**  
B = 35 mm



### Female directly fixed wallplate elbow - L = 57 mm

GROUP: N

Size [mm]	*	Code			UM
25 Rp $\frac{1}{2}$ "		1209069008	20	120	pc.

**Note:**  
B = 36 mm



### Double female directly fixed wallplate elbow 90° - L = 148,5 mm

GROUP: N

Size [mm]	*	Code			UM
20 GW $\frac{1}{2}$		1209285000	1	30	pc.
25 GW $\frac{1}{2}$		1209285001	1	30	pc.

**Note:**  
20 Female thread  $\frac{1}{2}$  A = 45,5 mm  
25 Female thread  $\frac{1}{2}$  A = 50,7 mm



### Female elbow 90°

GROUP: N

Size [mm]	*	Code			UM
16 Rp $\frac{1}{2}$ "		1209069000	20	180	pc.
20 Rp $\frac{1}{2}$ "		1209069001	20	140	pc.
20 Rp $\frac{3}{4}$ "		1209069002	30	120	pc.
25 Rp $\frac{1}{2}$ "		1209069003	30	120	pc.
25 Rp $\frac{3}{4}$ "		1209069004	30	120	pc.
32 Rp $\frac{3}{4}$ "		1209069005	30	90	pc.
32 Rp1"		1209069009	-	50	pc.

**Note:**  
The fitting has a polygon for a wrench.

## Male elbow 90°

GROUP: N

Size [mm]	*	Code			UM
16 R½"		1209070000	20	140	pc.
20 R½"		1209070001	30	90	pc.
20 R¾"		1209070002	30	90	pc.
25 R½"		1209070003	20	120	pc.
25 R¾"		1209070004	30	90	pc.
32 R¾"		1209070005	30	60	pc.
32 R1"		1209070006	-	50	pc.



**Note:**

A fitting with 1" thread and bigger has a polygon for a wrench.



## Tee

GROUP: N

Size [mm]	*	Code			UM
16		1209257001	40	640	pc.
20		1209257002	80	400	pc.
25		1209257003	20	240	pc.
32		1209257004	20	140	pc.
40		1209257005	15	75	pc.
50		1209257006	-	50	pc.
63		1209257007	-	24	pc.
75		1209257008	-	15	pc.
90		1209257009	-	10	pc.
110		1209257000	-	6	pc.





### Reducing tee

GROUP: N

Size [mm]	*	Code			UM
20 / 16 / 20		1209257011	20	380	pc.
25 / 16 / 25		1209257012	20	260	pc.
<b>N</b> 25 / 20 / 20		1209260012	20	140	pc.
25 / 20 / 25		1209257013	20	240	pc.
<b>N</b> 25 / 25 / 20		1209260014	20	140	pc.
32 / 16 / 32		1209257016	20	140	pc.
<b>N</b> 32 / 20 / 20		1209260013	20	140	pc.
32 / 20 / 32		1209257017	20	140	pc.
<b>N</b> 32 / 25 / 25		1209260015	20	140	pc.
32 / 25 / 32		1209257018	20	140	pc.
40 / 20 / 40		1209257019	20	80	pc.
40 / 25 / 40		1209257020	15	90	pc.
40 / 32 / 40		1209257021	15	90	pc.
50 / 20 / 50		1209257022	-	60	pc.
50 / 25 / 50		1209257023	-	65	pc.
50 / 32 / 50		1209257024	-	60	pc.
50 / 40 / 50		1209257025	-	50	pc.
63 / 32 / 63		1209257026	-	30	pc.
63 / 40 / 63		1209257027	-	22	pc.
63 / 50 / 63		1209257028	-	22	pc.
75 / 40 / 75		1209257029	-	17	pc.
90 / 50 / 90		1209257030	-	12	pc.
90 / 63 / 90		1209257031	-	10	pc.
90 / 75 / 90		1209257032	-	12	pc.
<b>N</b> 110 / 63 / 110		1209260011	-	8	pc.
<b>N</b> 110 / 75 / 110		1209260010	-	8	pc.
<b>N</b> 110 / 90 / 110		1209260009	-	8	pc.



### Side outlet tee

GROUP: N

Size [mm]	*	Code			UM
20		1209257010	40	360	pc.



### Cross

GROUP: N


Size [mm]	*	Code			UM
16		1209057000	80	480	pc.
20		1209057001	40	320	pc.

coil bar pipes in tube bag carton box pallet **N** new available soon

\* custom-made - lead time max 4 weeks | \*\* availability as agreed | \*\*\* while stock lasts

## Female tee

GROUP: N

Size [mm]	*	Code			UM
16 Rp $\frac{1}{2}$ "		1209258000	20	140	pc.
20 Rp $\frac{1}{2}$ "		1209258002	20	120	pc.
20 Rp $\frac{3}{4}$ "		1209258003	30	90	pc.
25 Rp $\frac{1}{2}$ "		1209258004	20	180	pc.
25 Rp $\frac{3}{4}$ "		1209258005	30	180	pc.
32 Rp $\frac{3}{4}$ "		1209258006	15	60	pc.
32 Rp1"		1209258007	15	60	pc.



**Note:**

An element with 1" thread has a polygon for a wrench.



## Male tee


GROUP: N

Size [mm]	*	Code			UM
20 R $\frac{1}{2}$ "		1209259000	20	120	pc.
<b>N</b> 25 R $\frac{1}{2}$ "		1209259005	30	90	pc.
<b>N</b> 25 Rp $\frac{3}{4}$ "		1209259006	30	90	pc.



## Union



GROUP: N

Size [mm]	*	Code			UM
20 G $\frac{3}{4}$ "		1209065001	20	200	pc.



## Female half union with flat sealing

GROUP: N

Size [mm]	*	Code			UM
16 G $\frac{3}{4}$ "		1209105000	50	300	pc.
20 G $\frac{3}{4}$ "		1209105001	50	400	pc.
25 G1"		1209105002	20	100	pc.
<b>N</b> 32 G1 $\frac{1}{4}$ "		1209105003	10	100	pc.





### Female half union with flat sealing

GROUP: N

Size [mm]	*	Code			UM
20 G $\frac{1}{2}$ "		1209271006	20	200	pc.
20 G $\frac{3}{4}$ "		1209271007	20	200	pc.
25 G $\frac{3}{4}$ "		1209271008	20	200	pc.



### Female union

GROUP: N

Size [mm]	*	Code			UM
N 20 G $\frac{1}{2}$ "		1209271010	20	200	pc.
N 25 G $\frac{3}{4}$ "		1209271011	20	100	pc.
N 32 G1"		1209271012	20	80	pc.



### Male union

GROUP: N

Size [mm]	*	Code			UM
16 G $\frac{1}{2}$ "		1209271000	20	200	pc.
20 G $\frac{1}{2}$ "		1209271001	20	200	pc.
20 G $\frac{3}{4}$ "		1209271002	20	200	pc.
25 G $\frac{3}{4}$ "		1209271004	20	100	pc.
25 G1"		1209271003	20	100	pc.
32 G1"		1209272000	20	80	pc.



### Flange adapter

GROUP: N

Size [mm]	*	Code			UM
40		1209091016	1	40	pc.
50		1209091017	1	30	pc.
63		1209091018	1	20	pc.
75		1209091019	1	15	pc.
90		1209091020	1	10	pc.
110		1209091015	1	6	pc.

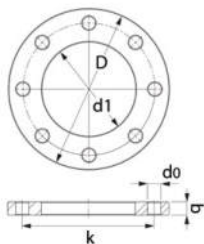
**Note:**  
The flange adapter is delivered with an EPDM seal.



### Steel flange PN16

GROUP: N

Size [mm]	*	Code		UM
40 DN32		1209091002	1	pc.
50 DN40		1209091003	1	pc.
63 DN50		1209091004	1	pc.
75 DN65		1209091005	1	pc.
90 DN80		1209091006	1	pc.
110 DN100		1209091001	1	pc.





Code	DN	D	d1	k	d0	q	N
1209091002	32	140	43	100	18	18	4
1209091003	40	150	53	110	18	18	4
1209091004	50	165	66	125	18	20	4
1209091005	65	185	78	145	18	20	8
1209091006	80	200	95	160	18	20	8
1209091001	100	220	114	180	18	22	8

coil bar pipes in tube bag carton box pallet **N** new available soon

\* custom-made - lead time max 4 weeks | \*\* availability as agreed | \*\*\* while stock lasts

## Stop end


GROUP: N

Size [mm]	*	Code			UM
16		1209025001	100	1000	pc.
20		1209025002	200	1000	pc.
25		1209025003	100	700	pc.
32		1209025004	50	500	pc.
40		1209025005	50	250	pc.
50		1209025006	-	170	pc.
63		1209025007	-	80	pc.
75		1209025008	-	50	pc.
90		1209025009	-	30	pc.
110		1209025000	-	20	pc.



## Ball valve



GROUP: N

Size [mm]	*	Code			UM
20		1209278001	10	90	pc.
25		1209278002	10	50	pc.
32		1209278014	5	25	pc.
40		1209278003	5	15	pc.
50		1209278004	2	10	pc.
63		1209278005	2	8	pc.
75		1209278006	1	5	pc.



## Globe valve



GROUP: N

Size [mm]	*	Code			UM
20		1209280000	1	30	pc.
25		1209280001	1	30	pc.
32		1209280002	1	30	pc.



## Concealed globe valve with a knob

GROUP: N

Size [mm]	*	Code			UM
20		1209280006	1	30	pc.
25		1209280007	1	30	pc.
32		1209280008	1	30	pc.

**Note:**



The valves are delivered in a set with two plastic clips to mark hot (red) or cold (blue) water.





### Concealed globe valve with masking

**GROUP: N**

Size [mm]	*	Code			UM
20		<b>1209280003</b>	1	30	pc.
25		<b>1209280004</b>	1	30	pc.
32		<b>1209280005</b>	1	30	pc.

 coil 
  bar 
  pipes in tube 
  bag 
  carton box 
  pallet 
 **N** new 
  available soon



\* custom-made - lead time max 4 weeks | \*\* availability as agreed | \*\*\* while stock lasts



## Accessories

### Pipe clip

GROUP: N


Size [mm]	*	Code			UM
16		1209107030	20	1000	pc.
20		1209107031	20	800	pc.
25		1209107032	20	700	pc.
32		1209107033	20	440	pc.
40		1209107034	20	300	pc.
50		1209107035	20	240	pc.
63		1209107036	20	120	pc.
75		1209107037	20	100	pc.
90		1209107038	10	60	pc.



**Note:**  
Use only as sliding points.

### Single pipe clamp with rubber insert

GROUP: A


Size [mm]	*	Code		UM
15-18		1700081025	100	pc.
20-23		1700081028	100	pc.
25-28		1700081029	100	pc.
32-36		1700081030	50	pc.
40-44		1700081031	50	pc.
47-52		1700081032	50	pc.
57-63		1700081034	50	pc.
74-78		1700081035	25	pc.
85-91		1700081036	25	pc.
108-112		1700081023	25	pc.



**Note:**  
The clamp has a double-threaded screw with a collar (8x70) a plastic dowel (Ø12) in the set.

### Double pipe clamp with rubber insert

GROUP: A

Size [mm]	*	Code		UM
15-18		1700081019	50	pc.
20-23		1700081020	50	pc.
25-28		1700081021	50	pc.
32-36		1700081022	50	pc.



**Note:**  
The clamp has a double-threaded screw with a collar (8x70) a plastic dowel (Ø12) in the set.



## Mounting plate

GROUP: N

Spacing (L) [mm]	*	Code			UM
150		1209210000	30	150	pc.

Mounting plate 150 mm - plate total length 215 mm, width 64 mm, depth 6 mm.


 coil 
  bar 
  pipes in tube 
  bag 
  carton box 
  pallet 
  new 
  available soon

\* custom-made - lead time max 4 weeks | \*\* availability as agreed | \*\*\* while stock lasts

## Tools

### Scraper for stabiAL pipes

GROUP: K

Size [mm]	*	Code		UM
16 / 20		1933267041	1	pc.
20 / 25		1933267043	1	pc.
25 / 32		1933267045	1	pc.
32 / 40		1933267047	1	pc.
50		1933267049	1	pc.
63		1933267051	1	pc.
75		1933267053	1	pc.
90		1933267055	1	pc.
110		1933267039	1	pc.



### Blade for stabiAL pipe scraper


GROUP: K

Range [mm]	*	Code		UM
16-110	*	1933267035	1	pc.



### Cutter for pipes


GROUP: K

Range [mm]	*	Code		UM
16-40		1933267029	1	pc.



### Roller cutter for PP pipes

GROUP: K

Range [mm]	*	Code		UM
50-100		1933267032	1	pc.



 coil 
  bar 
  pipes in tube 
  bag 
  carton box 
  pallet 
  new 
  available soon

\* custom-made - lead time max 4 weeks | \*\* availability as agreed | \*\*\* while stock lasts



### Stationary welding device

GROUP: K

Range [mm], power [W]	*	Code		UM
63-110, 1600 W		1933267036	1	pc.

- Each set includes:
- Welding device PZ-125
  - Welding machine 1600 W
  - Jaws for pipes Ø 63 mm
  - Jaws for pipes Ø 75 mm
  - Jaws for pipes Ø 90 mm
  - Jaws for pipes Ø 110 mm
  - Case

**Note:**  
The set does not include heating sockets!



### KAN-therm welding set

GROUP: K

Range [mm], power [W]	*	Code		UM
<b>N</b> 16-50, 800 W		1933267078	1	pc.
<b>N</b> 63-110, 1600 W		1933267079	1	pc.

- Each set includes:
- Electric welding machine 800 W or 1600 W
  - Rack for the welding machine
  - Bolt for fastening heating sockets
  - Case
  - Set of heating inserts 16-50 mm or 63-110 mm

**Note:**  
The set does not include heating sockets for saddle fittings!



### Welding device RITMO PRISMA JIG

GROUP: K

Range [mm]	*	Code		UM
<b>N</b> 63-125		1933267081	1	pc.

**Note:** Tool is sold in set with case.



### Welding device SPIDER 125 McElroy

GROUP: K

Range [mm]	*	Code		UM
<b>N</b> 63-125		1933267082	1	pc.

**Note:** Tool is sold in set with case.




### Bolt for heating sockets - service part

GROUP: K

	*	Code		UM
	*	1933267037	1	pc.

## Heating sockets for saddle fittings

GROUP: K

Size [mm]	*	Code		UM
40		1933267004	1	pc.
50		1933267005	1	pc.
63		1933267006	1	pc.
75		1933267007	1	pc.
90		1933267008	1	pc.
110		1933267002	1	pc.




**Note:**

The set includes a female and male socket and a mounting bolt (Allen).  
Heating sockets for saddle fittings are not included in heating sets (1933267078, 1933267079).

## Drill bit for mounting saddle fittings


GROUP: K

Size [mm]	*	Code		UM
25		1933267038	1	pc.



## Reamer for pipe stablAL for mounting saddle fittings


GROUP: K

Size [mm]	*	Code		UM
25		1933267074	1	pc.



## Heating sockets

GROUP: K

Size [mm]	*	Code		UM
16		1933267011	1	pc.
20		1933267013	1	pc.
25		1933267015	1	pc.
32		1933267017	1	pc.
40		1933267019	1	pc.
50		1933267021	1	pc.
63		1933267023	1	pc.
75		1933267025	1	pc.
90		1933267027	1	pc.
110		1933267009	1	pc.







Install your **future**



SYSTEM **KAN-therm**

**Steel**

Traditional material  
in modern technology

EN 23/05

Ø **12-108 mm**

# Table of contents

## SYSTEM **KAN-therm** Steel

Pipes .....	81
Connectors .....	82
Accessories .....	96
Tools .....	98





# SYSTEM KAN-therm Steel

## Pipes

### Carbon steel pipe - bar

GROUP: J



Size [mm]	*	Code			UM
12x1,2	*	<b>1530207027</b>	6	624	m
15x1,2		<b>1530207028</b>	6	1290	m
18x1,2		<b>1530207029</b>	6	1524	m
22x1,5		<b>1530207030</b>	6	1290	m
28x1,5		<b>1530207031</b>	6	624	m
35x1,5		<b>1530207032</b>	6	402	m
42x1,5		<b>1530207033</b>	6	402	m
54x1,5		<b>1530207034</b>	6	402	m
66,7x1,5		<b>1530207036</b>	6	228	m
76,1x2,0		<b>1530207037</b>	6	234	m
88,9x2,0		<b>1530207038</b>	6	114	m
108x2,0		<b>1530207026</b>	6	114	m



**Note:**

Operating pressure depends on the type of transported medium, diameter range and tools used to make connections:

- 12-54 mm up to 25 bar (Novopress tools with jaws and collars with HP profile) - only in installations filled with water.
- 12-108 mm up to 16 bar (tools with jaws with M profile). Not applicable to compressed air systems - refer to the "Designer and Contractor Guidebook" for operating conditions.

 coil 
  bar 
  pipes in tube 
  bag 
  carton box 
  pallet 
  new 
  available soon

\* custom-made - lead time max 4 weeks | \*\* availability as agreed | \*\*\* while stock lasts

## Connectors



### Male connector

GROUP: I

Size [mm]	*	Code							UM
12 R $\frac{3}{8}$ "	*	1509045002	10	200	pc.				
15 R $\frac{3}{8}$ "		1509045005	10	200	pc.				
15 R $\frac{1}{2}$ "		1509045003	10	200	pc.				
18 R $\frac{1}{2}$ "		1509045006	10	160	pc.				
18 R $\frac{3}{4}$ "		1509045007	10	100	pc.				
22 R $\frac{1}{2}$ "		1509045019	10	70	pc.				
22 R $\frac{3}{4}$ "		1509045009	10	100	pc.				
22 R1"		1509257031	10	60	pc.				
28 R $\frac{3}{4}$ "		1509042021	10	60	pc.				
28 R1"		1509045010	10	60	pc.				
35 R1"		1509045020	10	40	pc.				
35 R1 $\frac{1}{4}$ "		1509045012	5	40	pc.				
42 R1 $\frac{1}{2}$ "		1509045013	4	24	pc.				
54 R2"		1509045014	4	12	pc.				
66,7 R2 $\frac{1}{2}$ "		1509042022	2	8	pc.				
76,1 R2 $\frac{1}{2}$ "		1509045016	2	26	pc.				
88,9 R3"		1509045017	2	20	pc.				



### Coupling Steel/Groove

GROUP: I

Size [mm]	*	Code							UM
28 / 33,7		1509044019	10	30	pc.				
35 / 42,4		1509044023	10	30	pc.				
42 / 48,3		1509042024	5	20	pc.				
54 / 60,3		1509042025	5	15	pc.				
76,1		1509042026	2	2	pc.				
88,9		1509042027	2	-	pc.				
108 / 114		1509042023	2	2	pc.				



### Female slip connector

GROUP: I



Size [mm]	*	Code							UM
22 Rp $\frac{1}{2}$ "		1509080013	10	60	pc.				
22 Rp $\frac{3}{4}$ "		1509044020	10	60	pc.				
28 Rp $\frac{1}{2}$ "		1509044021	10	40	pc.				
28 Rp $\frac{3}{4}$ "		1509044022	10	40	pc.				

coil bar pipes in tube bag carton box pallet **N** new available soon

\* custom-made - lead time max 4 weeks | \*\* availability as agreed | \*\*\* while stock lasts

## Female union



GROUP: I

Size [mm]	*	Code			UM
15 Rp $\frac{1}{2}$ "		1509050000	2	50	pc.
18 Rp $\frac{1}{2}$ "		1509050004	2	60	pc.
22 Rp $\frac{3}{4}$ "		1509050001	2	40	pc.
28 Rp1"		1509050002	2	30	pc.
35 Rp1 $\frac{1}{4}$ "		1509050007	2	16	pc.
42 Rp1 $\frac{1}{2}$ "		1509050008	2	12	pc.
54 Rp2"		1509050003	2	4	pc.



## Male union

GROUP: I

Size [mm]	*	Code			UM
15 R $\frac{1}{2}$ "		1509272000	2	50	pc.
18 R $\frac{1}{2}$ "		1509272006	2	60	pc.
22 R $\frac{3}{4}$ "		1509272001	2	40	pc.
28 R1"		1509272002	2	30	pc.
35 R1 $\frac{1}{4}$ "		1509272003	2	16	pc.
42 R1 $\frac{1}{2}$ "		1509272004	2	12	pc.
54 R2"		1509272005	2	4	pc.



## Female Eurocone adapter



GROUP: I

Size [mm]	*	Code			UM
15 G $\frac{3}{4}$ "		1509271000	10	100	pc.
18 G $\frac{3}{4}$ "		1509271001	10	100	pc.



## Female half union with flat sealing

GROUP: I

Size [mm]	*	Code			UM
15 G $\frac{3}{4}$ "	*	1509106000	10	120	pc.
18 G $\frac{3}{4}$ "	*	1509106001	10	100	pc.
22 G1"	*	1509106002	10	60	pc.
28 G1 $\frac{1}{4}$ "	*	1509106003	10	40	pc.
35 G1 $\frac{1}{2}$ "	*	1509106004	4	32	pc.
42 G1 $\frac{3}{4}$ "	*	1509106005	4	12	pc.
54 G2 $\frac{3}{8}$ "	*	1509106006	4	8	pc.



 coil  bar  pipes in tube  bag  carton box  pallet **N** new **i** available soon

\* custom-made - lead time max 4 weeks | \*\* availability as agreed | \*\*\* while stock lasts



### Female connector

GROUP: I

Size [mm]	*	Code			UM
12 Rp1/2"	*	1509044001	10	130	pc.
15 Rp1/2"		1509044003	10	130	pc.
18 Rp1/2"		1509044005	10	120	pc.
18 Rp3/4"		1509044006	10	80	pc.
22 Rp1/2"		1509044008	10	100	pc.
22 Rp3/4"		1509044010	10	100	pc.
22 Rp1"		1509044007	10	40	pc.
28 Rp1/2"		1509044015	10	60	pc.
28 Rp3/4"		1509044014	10	60	pc.
28 Rp1"		1509044011	10	60	pc.
35 Rp1/2"		1509042002	10	40	pc.
35 Rp3/4"		1509044017	10	40	pc.
35 Rp1"		1509044000	10	40	pc.
35 Rp1 1/4"		1509044016	10	30	pc.
42 Rp1 1/2"		1509044012	4	24	pc.
54 Rp2"		1509044013	4	12	pc.



### Female connector with plain end

GROUP: I

Size [mm]	*	Code			UM
12 Rp3/8"	*	1509076002	10	150	pc.
12 Rp1/2"	*	1509076000	10	150	pc.
15 Rp1/2"		1509076003	10	150	pc.
18 Rp1/2"		1509076004	10	150	pc.
18 Rp3/4"		1509076005	10	100	pc.
22 Rp1/2"		1509076006	10	70	pc.
22 Rp3/4"		1509076007	10	100	pc.



### Straight coupling

GROUP: I

Size [mm]	*	Code			UM
12		1509245002	10	140	pc.
15		1509245003	10	140	pc.
18		1509245004	10	140	pc.
22		1509245006	10	80	pc.
28		1509245007	10	60	pc.
35		1509245008	5	40	pc.
42		1509245009	4	24	pc.
54		1509245010	4	16	pc.
66,7		1509245000	2	4	pc.
76,1		1509245011	4	24	pc.
88,9		1509245012	4	16	pc.
108		1509245001	2	10	pc.

coil 
 bar 
 pipes in tube 
 bag 
 carton box 
 pallet 
 new 
 available soon

\* custom-made - lead time max 4 weeks | \*\* availability as agreed | \*\*\* while stock lasts

## Reducing coupling



GROUP: I

Size [mm]	*	Code			UM
22 / 15		1509052000	10	140	pc.



## Slip coupling


GROUP: I

Size [mm]	*	Code			UM
12	*	1509080001	10	140	pc.
15		1509080003	10	140	pc.
18		1509080004	10	100	pc.
22		1509080005	10	60	pc.
28		1509080006	5	40	pc.
35		1509080007	5	20	pc.
42		1509080008	4	16	pc.
54		1509080009	2	8	pc.
66,7		1509080014	2	4	pc.
76,1		1509080011	2	16	pc.
88,9		1509080012	2	6	pc.
108		1509080000	-	2	pc.



## Elbow 90°

GROUP: I

Size [mm]	*	Code			UM
12	*	1509068005	10	150	pc.
15		1509068037	10	150	pc.
18		1509068038	10	90	pc.
22		1509068039	10	60	pc.
28		1509068040	5	30	pc.
35		1509068041	5	20	pc.
42		1509068042	2	8	pc.
54		1509068043	2	8	pc.
66,7		1509068049	1	2	pc.
76,1		1509068045	2	10	pc.
88,9		1509068047	2	8	pc.
108		1509068036	-	4	pc.



 coil 
  bar 
  pipes in tube 
  bag 
  carton box 
  pallet 
  new 
  available soon

\* custom-made - lead time max 4 weeks | \*\* availability as agreed | \*\*\* while stock lasts



### Plain end elbow 90°

GROUP: I

Size [mm]	*	Code			UM
12	*	1509068052	10	120	pc.
15		1509068053	10	120	pc.
18		1509068054	10	80	pc.
22		1509068055	10	60	pc.
28		1509068056	5	30	pc.
35		1509068058	5	20	pc.
42		1509068059	2	8	pc.
54		1509068060	2	6	pc.
66,7		1509068066	1	2	pc.
76,1		1509068062	2	12	pc.
88,9		1509068064	2	4	pc.
108		1509068050	2	4	pc.



### Elbow 45°

GROUP: I

Size [mm]	*	Code			UM
15		1509068006	10	150	pc.
18		1509068007	10	120	pc.
22		1509068008	10	70	pc.
28		1509068009	10	40	pc.
35		1509068010	5	25	pc.
42		1509068011	4	16	pc.
54		1509068012	2	8	pc.
66,7		1509068018	1	2	pc.
76,1		1509068014	2	16	pc.
88,9		1509068016	2	8	pc.
108		1509068004	-	6	pc.



### Plain end elbow 45°

GROUP: I



Size [mm]	*	Code			UM
15		1509068023	10	150	pc.
18		1509068024	10	120	pc.
22		1509068025	10	60	pc.
28		1509068026	10	40	pc.
35		1509068027	5	25	pc.
42		1509068028	4	16	pc.
54		1509068029	2	8	pc.
66,7		1509068019	1	2	pc.
76,1		1509068031	2	14	pc.
88,9		1509068033	2	12	pc.
108		1509068021	2	6	pc.

coil 
 bar 
 pipes in tube 
 bag 
 carton box 
 pallet 
 new 
 available soon

\* custom-made - lead time max 4 weeks | \*\* availability as agreed | \*\*\* while stock lasts

## Tee

## GROUP: I

Size [mm]	*	Code			UM
12	*	<b>1509257009</b>	10	100	pc.
15		<b>1509257010</b>	10	80	pc.
18		<b>1509257011</b>	10	40	pc.
22		<b>1509257012</b>	10	40	pc.
28		<b>1509257013</b>	5	25	pc.
35		<b>1509257014</b>	5	15	pc.
42		<b>1509257015</b>	4	8	pc.
54		<b>1509257016</b>	2	6	pc.
66,7		<b>1509257025</b>	1	2	pc.
76,1		<b>1509257018</b>	2	8	pc.
88,9		<b>1509257019</b>	2	6	pc.
108		<b>1509257008</b>	2	2	pc.



 coil 
  bar 
  pipes in tube 
  bag 
  carton box 
  pallet 
  new 
  available soon

\* custom-made - lead time max 4 weeks | \*\* availability as agreed | \*\*\* while stock lasts



## Reducing tee

GROUP: I

Size [mm]	*	Code							UM
12 / 15 / 12	*	1509260007	10					100	pc.
15 / 12 / 15	*	1509260009	10					100	pc.
15 / 18 / 15		1509257027	10					60	pc.
15 / 22 / 15		1509257028	10					60	pc.
18 / 12 / 18	*	1509260010	10					70	pc.
18 / 15 / 18		1509260011	10					60	pc.
18 / 22 / 18		1509257029	10					50	pc.
22 / 12 / 22	*	1509260012	10					50	pc.
22 / 15 / 22		1509260014	10					50	pc.
22 / 18 / 22		1509260015	10					50	pc.
22 / 28 / 22		1509257030	5					30	pc.
28 / 15 / 28		1509260017	5					30	pc.
28 / 18 / 28		1509260018	5					30	pc.
28 / 22 / 28		1509260020	5					30	pc.
35 / 15 / 35		1509260021	5					20	pc.
35 / 18 / 35		1509260022	5					20	pc.
35 / 22 / 35		1509260024	5					20	pc.
35 / 28 / 35		1509260025	5					20	pc.
42 / 22 / 42		1509260026	4					12	pc.
42 / 28 / 42		1509260027	4					12	pc.
42 / 35 / 42		1509260028	4					12	pc.
54 / 22 / 54		1509260029	2					8	pc.
54 / 28 / 54		1509260030	2					8	pc.
54 / 35 / 54		1509260031	2					8	pc.
54 / 42 / 54		1509260032	2					8	pc.
66,7 / 28 / 66,7		1509260054	1					2	pc.
66,7 / 35 / 66,7		1509260037	1					2	pc.
66,7 / 42 / 66,7		1509260055	1					2	pc.
66,7 / 54 / 66,7		1509260056	1					2	pc.
76,1 / 22 / 76,1		1509260038	2					14	pc.
76,1 / 28 / 76,1		1509260039	2					14	pc.
76,1 / 35 / 76,1		1509260040	2					14	pc.
76,1 / 42 / 76,1		1509260041	2					12	pc.
76,1 / 54 / 76,1		1509260044	2					8	pc.
76,1 / 66,7 / 76,1		1509260057	-					1	pc.
88,9 / 22 / 88,9		1509260045	2					8	pc.
88,9 / 28 / 88,9		1509260046	2					6	pc.
88,9 / 35 / 88,9		1509260047	2					6	pc.
88,9 / 42 / 88,9		1509260048	2					8	pc.
88,9 / 54 / 88,9		1509260049	2					6	pc.
88,9 / 66,7 / 88,9		1509260058	1					1	pc.
88,9 / 76,1 / 88,9		1509260052	2					6	pc.
108 / 22 / 108		1509260000	2					6	pc.
108 / 28 / 108		1509260001	2					4	pc.
108 / 35 / 108		1509260002	2					6	pc.
108 / 42 / 108		1509260003	2					6	pc.
108 / 54 / 108		1509260004	2					6	pc.
108 / 76,1 / 108		1509260005	2					4	pc.
108 / 88,9 / 108		1509260006	2					2	pc.

coil 
 bar 
 pipes in tube 
 bag 
 carton box 
 pallet 
 new 
 available soon

\* custom-made - lead time max 4 weeks | \*\* availability as agreed | \*\*\* while stock lasts



## Reducing tee

GROUP: I

Size [mm]	*	Code			UM
22 / 15 / 15		1509260013	10	50	pc.
22 / 22 / 15		1509260016	10	50	pc.



## Pass crossing



GROUP: I

Size [mm]	*	Code			UM
15		1509057002	5	40	pc.



## Reducing pass crossing

GROUP: I

Size [mm]	*	Code			UM
18 / 15		1509057004	5	40	pc.
22 / 15		1509057005	10	30	pc.
22 / 18		1509057006	10	30	pc.
28 / 15		1509057007	5	15	pc.
28 / 18		1509057008	5	15	pc.
28 / 22		1509057009	5	20	pc.



## Crossing

GROUP: I

Size [mm]	*	Code			UM
35	*	1509057025	2	8	pc.
42	*	1509057027	2	8	pc.
54	*	1509057029	-	4	pc.



## Reducing crossing

GROUP: I

Size [mm]	*	Code			UM
35 / 28	*	1509057024	2	14	pc.
42 / 28	*	1509057026	2	8	pc.
54 / 28	*	1509057028	2	4	pc.



 coil  bar  pipes in tube  bag  carton box  pallet **N** new **i** available soon

\* custom-made - lead time max 4 weeks | \*\* availability as agreed | \*\*\* while stock lasts



### Crossing pair single

GROUP: I

Size [mm]	*	Code		UM
15		1509257003	10	pc.



### Reducing crossing pair single

GROUP: I

Size (d1/d2) [mm]	*	Code		UM
18 / 12	*	1509257000	10	pc.
18 / 15		1509257004	10	pc.
22 / 12	*	1509257005	10	pc.
22 / 15		1509257006	10	pc.
28 / 12	*	1509257002	10	pc.
28 / 15		1509257007	8	pc.



### Crossing pair double

GROUP: I

Size [mm]	*	Code		UM
12	*	1509057013	8	pc.
15		1509057017	8	pc.





### Reducing crossing pair double

GROUP: I

Size (d1/d2) [mm]	*	Code		UM
15 / 12	*	1509057015	8	pc.
18 / 12	*	1509057000	8	pc.
18 / 15		1509057019	8	pc.
22 / 15		1509057021	6	pc.
28 / 12	*	1509057001	8	pc.
28 / 15		1509057022	6	pc.
35 / 15		1509057023	3	pc.

## Plain end reducer



## GROUP: I

Size [mm]	*	Code			UM
15 / 12	*	1509221019	10	200	pc.
18 / 12	*	1509221020	10	200	pc.
18 / 15		1509221021	10	200	pc.
22 / 12	*	1509221022	10	150	pc.
22 / 15		1509221023	10	140	pc.
22 / 18		1509221024	10	120	pc.
28 / 15		1509221025	10	70	pc.
28 / 18		1509221026	10	100	pc.
28 / 22		1509221027	10	80	pc.
35 / 22		1509221028	5	50	pc.
35 / 28		1509221029	5	60	pc.
42 / 22		1509221039	4	24	pc.
42 / 28		1509221040	4	24	pc.
42 / 35		1509221030	4	24	pc.
54 / 18		1509221031	4	16	pc.
54 / 22		1509221032	4	16	pc.
54 / 28		1509221033	4	16	pc.
54 / 35		1509221041	4	16	pc.
54 / 42		1509221034	4	16	pc.
66,7 / 28		1509221010	2	4	pc.
66,7 / 35		1509221011	2	4	pc.
66,7 / 42		1509221012	2	4	pc.
66,7 / 54		1509221013	2	4	pc.
76,1 / 42		1509221035	4	4	pc.
76,1 / 54		1509221036	4	40	pc.
76,1 / 66,7		1509221016	2	4	pc.
88,9 / 54		1509221037	4	32	pc.
88,9 / 66,7		1509221014	2	4	pc.
88,9 / 76,1		1509221038	4	16	pc.
108 / 66,7		1509221015	2	4	pc.
108 / 76,1		1509221017	2	10	pc.
108 / 88,9		1509221018	2	10	pc.



## Female elbow 90°

## GROUP: I

Size [mm]	*	Code			UM
15 Rp <sup>3</sup> / <sub>8</sub> "		1509069005	10	150	pc.
15 Rp <sup>1</sup> / <sub>2</sub> "		1509069004	10	100	pc.
18 Rp <sup>1</sup> / <sub>2</sub> "		1509069006	10	60	pc.
22 Rp <sup>1</sup> / <sub>2</sub> "		1509068000	10	24	pc.
22 Rp <sup>3</sup> / <sub>4</sub> "		1509068001	10	50	pc.
28 Rp <sup>1</sup> / <sub>2</sub> "		1509069007	5	30	pc.
28 Rp <sup>3</sup> / <sub>4</sub> "		1509069008	5	30	pc.
28 Rp1"		1509069009	5	30	pc.
35 Rp <sup>1</sup> / <sub>2</sub> "		1509069010	5	10	pc.
35 Rp <sup>3</sup> / <sub>4</sub> "		1509069011	5	10	pc.
35 Rp1"		1509068002	5	20	pc.



 coil 
  bar 
  pipes in tube 
  bag 
  carton box 
  pallet 
  new 
  available soon

\* custom-made - lead time max 4 weeks | \*\* availability as agreed | \*\*\* while stock lasts



### Female elbow 90°, short

GROUP: I

Size [mm]	*	Code			UM
22 Rp1/2"	*	<b>1509069012</b>	10	50	pc.
28 Rp1/2"	*	<b>1509069013</b>	5	30	pc.
35 Rp1/2"	*	<b>1509069014</b>	5	10	pc.



### Male elbow 90°

GROUP: I

Size [mm]	*	Code			UM
12 R3/8"	*	<b>1509070000</b>	10	150	pc.
15 R3/8"		<b>1509070003</b>	10	150	pc.
15 R1/2"		<b>1509070002</b>	10	100	pc.
18 R1/2"		<b>1509070004</b>	10	60	pc.
22 R3/4"		<b>1509070005</b>	10	50	pc.
28 R1"		<b>1509070006</b>	5	30	pc.
35 R1 1/4"		<b>1509070007</b>	5	10	pc.
42 R1 1/2"		<b>1509070008</b>	2	12	pc.
54 R2"		<b>1509070009</b>	2	8	pc.



### Male elbow 90°, short

GROUP: I



Size [mm]	*	Code			UM
12 R3/8"	*	<b>1509070010</b>	10	100	pc.
15 R3/8"		<b>1509070013</b>	10	100	pc.
15 R1/2"		<b>1509070012</b>	10	80	pc.
18 R1/2"		<b>1509070014</b>	10	80	pc.
22 R3/4"		<b>1509070015</b>	10	60	pc.

coil 
 bar 
 pipes in tube 
 bag 
 carton box 
 pallet 
 new 
 available soon

\* custom-made - lead time max 4 weeks | \*\* availability as agreed | \*\*\* while stock lasts

## Female tee



GROUP: I

Size [mm]	*	Code			UM
15 Rp½"		1509258004	10	70	pc.
18 Rp½"		1509258005	10	50	pc.
18 Rp¾"		1509258006	10	50	pc.
22 Rp½"		1509258008	10	50	pc.
22 Rp¾"		1509258007	10	40	pc.
28 Rp½"		1509258009	5	30	pc.
28 Rp¾"		1509258010	5	30	pc.
28 Rp1"		1509257021	5	30	pc.
35 Rp½"		1509258011	5	20	pc.
35 Rp¾"		1509258012	5	20	pc.
35 Rp1"		1509257022	5	20	pc.
42 Rp½"		1509258014	4	16	pc.
42 Rp¾"		1509258015	4	12	pc.
42 Rp1"		1509257023	4	12	pc.
54 Rp½"		1509258016	2	8	pc.
54 Rp¾"		1509258018	2	8	pc.
54 Rp1"		1509258000	2	8	pc.
66,7 Rp¾"		1509257024	1	2	pc.
76,1 Rp¾"		1509258020	2	12	pc.
88,9 Rp¾"		1509258021	2	8	pc.
108 Rp¾"		1509258001	2	2	pc.



## Crossover



GROUP: I

Size [mm]	*	Code			UM
12	*	1509178000	10	80	pc.
15		1509022005	10	70	pc.
18		1509022006	10	60	pc.
22		1509022007	10	40	pc.
28		1509022008	5	20	pc.



## Bend 90°

GROUP: I

Size [mm]	*	Code			UM
12	*	1509011000	10	80	pc.
15		1509011002	10	70	pc.
18		1509011003	10	50	pc.
22		1509011004	10	30	pc.
28		1509011005	5	20	pc.
35		1509011007	2	8	pc.
42		1509011008	2	4	pc.
54		1509011009	-	2	pc.



 coil 
  bar 
  pipes in tube 
  bag 
  carton box 
  pallet 
 N new 
 i available soon

\* custom-made - lead time max 4 weeks | \*\* availability as agreed | \*\*\* while stock lasts



### Stop end

GROUP: I

Size [mm]	*	Code							UM
15		1509250002	20				80		pc.
18		1509250003	20				300		pc.
22		1509250004	10				150		pc.
28		1509250005	10				130		pc.
35		1509250006	5				75		pc.
42		1509250007	4				48		pc.
54		1509250008	4				32		pc.
66,7		1509250025	1				4		pc.
76,1		1509250010	2				20		pc.
88,9		1509250012	2				4		pc.
108		1509250001	2				4		pc.



### Ball valve

GROUP: I

Size [mm]	*	Code							UM
N 15		1509278000	1				25		pc.
N 18		1509278001	1				25		pc.
N 22		1509278002	1				15		pc.
N 28		1509278003	1				10		pc.
N 35		1509278004	1				10		pc.
N 42		1509278005	1				7		pc.
N 54		1509278006	1				5		pc.

Ball made of brass CW617N.  
Max operating pressure 16 bar.  
5-year warranty.



### Ball valve with half union with flat sealing



GROUP: I

Size [mm]	*	Code							UM
N 15 G3/4"		1509278007	1				25		pc.
N 18 G3/4"		1509278008	1				25		pc.
N 22 G3/4"		1509278009	1				15		pc.
N 28 G1 1/4"		1509278010	1				10		pc.
N 35 G1 1/2"		1509278011	1				10		pc.
N 42 G1 3/4"		1509278012	1				7		pc.
N 54 G2 1/4"		1509278013	1				5		pc.

Ball made of brass CW617N.  
Max operating pressure 16 bar.  
5-year warranty.

## Flange PN16

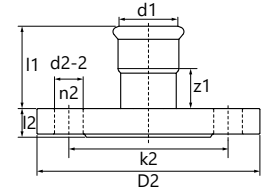
GROUP: I

Size [mm]	*	Code			UM
35		1509091000	1	6	pc.
42		1509091001	1	4	pc.
54		1509091002	1	2	pc.
66,7		1509091005	1	2	pc.
76,1		1509091003	1	4	pc.
88,9		1509091004	1	2	pc.
108		1509091010	1	2	pc.

**Note:**

Complete the flat gasket yourself.

Code	Size	l1	l2	z1	k2	D2	d2-2	n2
1509091000	35 DN32 PN16	52	18	26	100	140	18	4
1509091001	42 DN40 PN16	59	18	29	110	150	18	4
1509091002	54 DN50 PN16	69	18	34	125	165	18	4
1509091005	66,7 DN50 PN16	71	18	21	145	185	18	4
1509091003	76,1 DN65 PN16	94	18	39	145	185	18	4
1509091004	88,9 DN80 PN16	98	20	35	160	200	18	8
1509091010	108 DN100 PN16	94	20	17	180	220	18	8



 coil 
  bar 
  pipes in tube 
  bag 
  carton box 
  pallet 
  new 
  available soon

\* custom-made - lead time max 4 weeks | \*\* availability as agreed | \*\*\* while stock lasts

## Accessories



### O-Ring LBP EPDM Steel/Inox

GROUP: I

Size [mm]	*	Code			UM
12	*	1509182021	20	1000	pc.
15		1509182022	20	600	pc.
18		1509182023	20	500	pc.
22		1509182024	20	500	pc.
28		1509182025	20	400	pc.
35		1509182026	20	400	pc.
42		1509182027	20	300	pc.
54		1509182028	20	300	pc.

**Note:**

LBP EPDM O-Rings can be used in KAN-therm Steel and Inox systems.



### O-Ring LBP FPM Viton Steel/Inox

GROUP: I

Size [mm]	*	Code			UM
15		1509182030	20	600	pc.
18		1509182029	20	500	pc.
22		1509182031	20	500	pc.
28		1509182032	20	400	pc.
35		1509182033	20	400	pc.
42		1509182034	20	300	pc.
54		1509182035	20	300	pc.

**Note:**


LBP FPM/Viton O-Rings can be used in KAN-therm Steel and Inox systems.  
Do not use in hot water installations.



### O-Ring EPDM Steel/Inox

GROUP: I

Size [mm]	*	Code			UM
66,7		1609182007	5	100	pc.
76,1		1609182023	5	100	pc.
88,9		1609182024	5	100	pc.
108		1609182025	5	50	pc.



### O-Ring FPM Viton Steel/Inox

GROUP: I

Size [mm]	*	Code			UM
66,7		1609182015	5	100	pc.
76,1		1609182020	5	100	pc.
88,9		1609182021	5	100	pc.
108		1609182022	5	50	pc.



**Note:**

Do not use in hot water installations.



## Flat gasket FPM Viton Steel/Inox

GROUP: I

Size [mm]	*	Code			UM
15-18		<b>1509237000</b>	20	500	pc.
22		<b>1509237001</b>	20	500	pc.
28		<b>1509237002</b>	20	400	pc.
35		<b>1509237003</b>	20	400	pc.
42		<b>1509237004</b>	20	300	pc.
54		<b>1509237005</b>	20	300	pc.



**Note:**

FPM Viton flat gaskets can be used in KAN-therm Steel and Inox systems.  
Gasket for unions and half unions of KAN-therm Steel and Inox systems.  
Do not use in hot water installations.

 coil 
  bar 
  pipes in tube 
  bag 
  carton box 
  pallet 
  new 
  available soon

\* custom-made - lead time max 4 weeks | \*\* availability as agreed | \*\*\* while stock lasts

## Tools



### Roller cutter for pipes

GROUP: K

Range [mm]	*	Code		UM
12-54		1948267025	1	pc.
35-108		1948267027	1	pc.



### Cutting wheel for roller cutter

GROUP: K

Range [mm]	*	Code		UM
12-108		1941267037	1	pc.

Intended for roller cutters, codes 1948267025, 1948267027.



### Pipe cutting machine

GROUP: K

Range [mm]	*	Code		UM
22-108		1948183001	1	pc.

**Note:**  
The set includes a cutting wheel.



### Pipe cutting machine

GROUP: K

Range [mm]	*	Code		UM
54-168,3		1948267034	1	pc.

**Note:**  
The set does not include a cutting wheel.

 coil  bar  pipes in tube  bag  carton box  pallet **N** new  available soon

\* custom-made - lead time max 4 weeks | \*\* availability as agreed | \*\*\* while stock lasts

## Cutting wheel for pipe cutting machine

GROUP: K

Range [mm]	*	Code		UM
22-168,3		1941267041	1	pc.

Intended for pipe cutting machines, codes 1948183001, 1948267034.



## Pipe support for cutting machine

GROUP: K

	*	Code		UM
		1948267029	1	pc.



## Deburrer for metal pipes

GROUP: K

Range [mm]	*	Code		UM
12-54		1948267015	1	pc.



## Tool set - deburrer and roller cutter

GROUP: K

Range [mm]	*	Code		UM
12-54	*	1948267023	1	set

Each set includes:

- 1948267025 - Roller cutter for steel pipes 12-54 mm
- 1948267015 - Chamferer 12-54 mm
- 1941267129 - Case



## Tool set - KAN-therm Mini battery press tool + "M" profile jaws

GROUP: K

Range [mm]	*	Code		UM
15-28		1936055009	1	pc.

Each set includes:

- 1936055008 - KAN-therm Mini press tool - 1 pc.
- 1936267278 - Jaws SBM M15 - 1 pc.
- 1936267279 - Jaws SBM M18 - 1 pc.
- 1936267280 - Jaws SBM M22 - 1 pc.
- 1936267282 - Jaws SBM M28 - 1 pc.
- 1967267023 - Battery for battery-powered tools - 2 pcs.
- 1967267024 - Charger LGML1 ~230V 35W
- Case - 1 pc.



 coil  bar  pipes in tube  bag  carton box  pallet **N** new  available soon

\* custom-made - lead time max 4 weeks | \*\* availability as agreed | \*\*\* while stock lasts



### KAN-therm AC ECO electric press tool

GROUP: K

Range [mm]	*	Code		UM
12-54		1936267240	1	pc.

**Note:**  
The press tool is sold in a case.



### KAN-therm AC 3000 electric press tool

GROUP: K

Range [mm]	*	Code		UM
12-54		1936267239	1	pc.

**Note:**  
The press tool is sold in a case.



### KAN-therm DC 4000 battery press tool

GROUP: K

Range [mm]	*	Code		UM
12-54		1936267238	1	pc.

**Note:**  
The press tool is sold with a battery, charger and case.



### Charger for KAN-therm DC 4000 battery press tool

GROUP: K

Version	*	Code		UM
10,8-36 V		1936267267	1	pc.



### Battery for KAN-therm DC 4000 press tool

GROUP: K


Version	*	Code		UM
18 V / 4 Ah		1936267266	1	pc.

coil bar pipes in tube bag carton box pallet **N** new available soon

\* custom-made - lead time max 4 weeks | \*\* availability as agreed | \*\*\* while stock lasts

## KAN-therm "M" profile press jaws

GROUP: K

	Size [mm]	*	Code		UM
N	12		1936267248	1	pc.
N	15		1936267249	1	pc.
N	18		1936267250	1	pc.
N	22		1936267251	1	pc.
N	28		1936267252	1	pc.
N	35		1936267253	1	pc.

**Note:**

The jaws work with KAN-therm AC ECO, AC 3000, DC 4000 drives.



## KAN-therm "M" profile collar

GROUP: K

	Size [mm]	*	Code		UM
N	42		1936267283	1	pc.
N	54		1936267284	1	pc.

**Note:**

Use KAN-therm "M" profile collar jaws with KAN-therm ZBS1 adapter for KAN-therm press tools: AC ECO (Steel, Inox), AC 3000 (Steel, Inox, Copper), DC 4000 (Steel, Inox, Copper).



## ZBS1 adapter for KAN-therm "M" profile collar jaws

GROUP: K

	Range [mm]	*	Code		UM
N	42 - 54		1936267285	1	pc.

**Note:**

Use adapter ZBS1 KAN-therm for KAN-therm press tools: AC ECO (Steel, Inox), AC 3000 (Steel, Inox, Copper), DC 4000 (Steel, Inox, Copper).



## REMS Power-Press ACC electric press tool

GROUP: K

	Range [mm]	*	Code		UM
	12-54		1936267219	1	pc.

**Note:**

The press tool is sold with a case.





### REMS Power-Press SE Basic Pack electric press tool

GROUP: K

Range [mm]	*	Code		UM
12-54		1936267160	1	pc.

**Note:**  
The press tool is sold with a case.  
The set does not include jaws.



### REMS Akku Press battery press tool

GROUP: K

Range [mm]	*	Code		UM
12-54		1936267152	1	pc.

**Note:**  
The press tool is sold with a battery, charger and case.



### REMS "M" profile press jaws

GROUP: K

Size [mm]	*	Code		UM
12		1948267046	1	pc.
15		1948267048	1	pc.
18		1948267052	1	pc.
22		1948267056	1	pc.
28		1948267061	1	pc.
35		1948267065	1	pc.
42		1948267067	1	pc.
54		1948267069	1	pc.

**Note:**  
The jaws work with Power-Press SE, Akku-Press, Power-Press ACC drives.



### Set of REMS "M" profile press jaws

GROUP: K

Range [mm]	*	Code		UM
42-54		1948267130	1	set

Each set includes:  
 ■ 1948267067 - Jaws M42 - 1 pc.  
 ■ 1948267069 - Jaws M54 - 1 pc.  
 ■ case

Jaws work with Power-Press SE, Akku-Press, Power-Press ACC drives.

## REMS tool set - electric Power-Press SE press tool and "M" profile jaws

GROUP: K

Range [mm]	*	Code		UM
15-35		1948267033	1	set

Each set includes:

- 1936267160 - Electric press tool REMS Power-Press SE
- 1948267048 - jaws M15 - 1 pc.
- 1948267052 - jaws M18 - 1 pc.
- 1948267056 - jaws M22 - 1 pc.
- 1948267061 - jaws M28 - 1 pc.
- 1948267065 - jaws M35 - 1 pc.
- case



## Novopress tool set - ACO103 BT battery press tool + "M" profile jaws

GROUP: K

Range [mm]	*	Code		UM
15-28	*	1948055008	1	pc.

Each set includes:

- Battery press tool - 1 pc.
- 1948267093 - Jaws M15 for press tool - 1 pc.
- 1948267095 - Jaws M18 for press tool - 1 pc.
- 1942121002 - Jaws M22 for press tool - 1 pc.
- 1948267097 - Jaws M28 for press tool - 1 pc.
- 1938267047 - Charger - 1 pc.
- 1938267002 - Battery 2 Ah - 2 pcs.
- Case



## Novopress EFP203 electric press tool

GROUP: K

Range [mm]	*	Code		UM
12-54		1948267210	1	pc.

**Note:**

The press tool is sold with a plastic case.



## Novopress ACO203XL BT press tool

GROUP: K

Range [mm]	*	Code		UM
12-108		1948267181	1	pc.


Each set includes:

- Battery press tool - 1 pc.
- Battery 18 V/ 5.0 Ah Li-Ion Milwaukee - 2 pcs.
- Charger - 1 pc.
- Lubricant - 1 pc.
- Plastic case



## Novopress PB2 "M" profile press jaws

GROUP: K

Size [mm]	*	Code		UM
12		1948267134	1	pc.
15		1948267135	1	pc.
18		1948267137	1	pc.
22		1948267139	1	pc.
28		1948267141	1	pc.
35		1948267143	1	pc.

**Note:**

The jaws work with EFP203 and ACO203XL drives.



 coil  bar  pipes in tube  bag  carton box  pallet  new  available soon

\* custom-made - lead time max 4 weeks | \*\* availability as agreed | \*\*\* while stock lasts



## Novopress "M" profile Snap On collar

GROUP: K

Size [mm]	*	Code		UM
42		1948267119	1	pc.
54		1948267121	1	pc.
66,7	*	1948267089	1	pc.
76,1		1948267145	1	pc.
88,9		1948267044	1	pc.
108		1948267038	1	pc.

**Note:**

Use jaws for diameters 66,7, 76,1 and 88,9 mm with adapter ZB221 for ACO203XL.  
 Use the jaw with a diameter of 66,7 mm with adapter ZB323 for ECO301.  
 Use the jaw with a diameter of 108 mm with adapter ZB221 and ZB222 for ACO203XL.



## HP Snap On collar for Novopress ECO301, ACO203XL, EFP203

GROUP: K

Size [mm]	*	Code		UM
35	*	1948267124	1	pc.
42	*	1948267126	1	pc.
54	*	1948267128	1	pc.

**Note:**

Jaws for diameters 35 - 54 mm with ECO301 press tool use with ZB303 adapter.  
 Jaws for diameters 35 - 54 mm with ACO203XL and EFP203 crimping tool use with ZB203 adapter.



## Novopress ZB203 adapter

GROUP: K

Range [mm]	*	Code		UM
35-54		1948267000	1	pc.

**Note:**

Adapter for EFP203 and ACO203XL drives.  
 Press: 50-63 mm  
 Steel & Inox: 35-54 mm  
 Copper: 42-54 mm



## Novopress ZB221 Adapter

GROUP: K

Range [mm]	*	Code		UM
66,7-108		1948267005	1	pc.

**Note:**

Adapter for ACO203XL drive.  
 For a diameter of 108 mm, adapter ZB221 is used to make the first crimp, and adapter ZB222 for the second crimp.



## Novopress ZB222 Adpater

GROUP: K

Range [mm]	*	Code		UM
66,7-108		1948267007	1	pc.

**Note:**

Adapter for ACO203XL drive.  
For a diameter of 108 mm, adapter ZB221 is used to make the first crimp, and adapter ZB222 for the second crimp.



## Novopress ACO403 battery press tool

GROUP: K

Range [mm]	*	Code		UM
76,1-108		1948267209	1	pc.

Each set includes:

- Battery press tool - 1 pc.
- Battery 18 V/ 5.0 Ah Li-Ion Milwaukee - 2 pcs.
- Charger - 1 pc.
- Lubricant - 1 pc.
- Plastic case



## Novopress "M" profile HP collar

GROUP: K

Size [mm]	*	Code		UM
76,1	*	1948267100	1	pc.
88,9	*	1948267102	1	pc.
108	*	1948267098	1	pc.

**Note:**

The jaws work with ACO401 and ACO403 drives.







Install your **future**



SYSTEM **KAN-therm**

**Inox**

Noble material  
Giga possibilities

EN 23/05

Ø **12-168,3 mm**

# Table of contents

## SYSTEM **KAN-therm** Inox

Pipes .....	<b>109</b>
Connectors .....	<b>110</b>
Accessories .....	<b>123</b>
Tools .....	<b>125</b>

# SYSTEM KAN-therm Inox

## Pipes

### Stainless steel pipe 1.4404 - bar

GROUP: H

Size [mm]	*	Code			UM
12x1,0	***	1629194065	6	1014	m
15x1,0		1629194001	6	762	m
18x1,0		1629194002	6	366	m
22x1,2		1629194003	6	762	m
28x1,2		1629194004	6	546	m
35x1,5		1629194005	6	546	m
42x1,5		1629194006	6	546	m
54x1,5		1629194007	6	114	m
76,1x2,0		1629194008	6	144	m
88,9x2,0		1629194009	6	96	m
108x2,0		1629194000	6	78	m
139,7x2,0	**	1629194035	6	60	m
168,3x2,0	**	1629194036	6	54	m



**Note:**

Operating pressure depends on the type of transported medium, diameter range and tools used to make connections:

- 12-108 mm up to 25 bar (Novopress tools with jaws and collars with HP profile) - only in installations filled with water.
- 12-168,3 mm up to 16 bar (tools with jaws with M profile). Not applicable to compressed air systems - refer to the "Designer and Contractor Guidebook" for operating conditions.

### Stainless steel pipe 1.4521 - bar

GROUP: H

Size [mm]	*	Code			UM
15x1,0		1629194021	6	762	m
18x1,0		1629194023	6	366	m
22x1,2		1629194025	6	366	m
28x1,2		1629194027	6	222	m
35x1,5		1629194029	6	222	m
42x1,5		1629194031	6	114	m
54x1,5		1629194033	6	114	m
76,1x2,0		1629194066	6	144	m
88,9x2,0		1629194067	6	96	m
108x2,0		1629194068	6	78	m



**Note:**

Operating pressure depends on the type of transported medium, diameter range and tools used to make connections:

- 15-108 mm up to 25 bar (Novopress tools with jaws and collars with HP profile) - only in installations filled with water.
- 15-108 mm up to 16 bar (tools with jaws with M profile). Not applicable to compressed air systems - refer to the "Designer and Contractor Guidebook" for operating conditions.

 coil 
  bar 
  pipes in tube 
  bag 
  carton box 
  pallet 
  new 
  available soon

\* custom-made - lead time max 4 weeks | \*\* availability as agreed | \*\*\* while stock lasts

## Connectors



### Female connector



GROUP: G

Size [mm]	*	Code			UM
12 Rp $\frac{3}{8}$ "	***	1609042026	10	50	pc.
12 Rp $\frac{1}{2}$ "	***	1609042025	10	50	pc.
15 Rp $\frac{1}{2}$ "		1609042000	10	130	pc.
15 Rp $\frac{3}{4}$ "		1609042001	10	90	pc.
18 Rp $\frac{1}{2}$ "		1609042002	10	120	pc.
18 Rp $\frac{3}{4}$ "		1609042003	10	80	pc.
22 Rp $\frac{1}{2}$ "		1609042005	10	100	pc.
22 Rp $\frac{3}{4}$ "		1609042006	10	100	pc.
22 Rp1"		1609042004	10	60	pc.
28 Rp $\frac{1}{2}$ "		1609042027	10	40	pc.
28 Rp $\frac{3}{4}$ "		1609042009	10	40	pc.
28 Rp1"		1609042007	10	60	pc.
28 Rp1 $\frac{1}{4}$ "		1609042008	10	30	pc.
35 Rp1"		1609042012	10	20	pc.
35 Rp1 $\frac{1}{4}$ "		1609042011	10	30	pc.
35 Rp1 $\frac{1}{2}$ "		1609042010	10	20	pc.
42 Rp1 $\frac{1}{4}$ "		1609042014	4	12	pc.
42 Rp1 $\frac{1}{2}$ "		1609042013	4	24	pc.
54 Rp1 $\frac{1}{2}$ "		1609042015	4	12	pc.
54 Rp2"		1609042016	4	12	pc.



### Male connector

GROUP: G

Size [mm]	*	Code			UM
12 R $\frac{3}{8}$ "	***	1609045042	10	50	pc.
12 R $\frac{1}{2}$ "	***	1609045041	10	50	pc.
15 R $\frac{1}{2}$ "		1609045004	10	200	pc.
15 R $\frac{3}{4}$ "		1609045005	10	80	pc.
18 R $\frac{1}{2}$ "		1609045006	10	160	pc.
18 R $\frac{3}{4}$ "		1609045007	10	100	pc.
22 R $\frac{1}{2}$ "		1609045009	10	70	pc.
22 R $\frac{3}{4}$ "		1609045010	10	100	pc.
22 R1"		1609045008	10	60	pc.
28 R $\frac{3}{4}$ "		1609045013	10	50	pc.
28 R1"		1609045012	10	60	pc.
28 R1 $\frac{1}{4}$ "		1609045011	10	30	pc.
35 R1"		1609045015	10	40	pc.
35 R1 $\frac{1}{4}$ "		1609045016	5	40	pc.
35 R1 $\frac{1}{2}$ "		1609045014	10	20	pc.
42 R1 $\frac{1}{4}$ "		1609045018	4	12	pc.
42 R1 $\frac{1}{2}$ "		1609045017	4	24	pc.
54 R1 $\frac{1}{2}$ "		1609045019	4	16	pc.
54 R2"		1609045020	4	12	pc.
76,1 R2 $\frac{1}{2}$ "		1609045002	2	20	pc.
88,9 R3"		1609045003	2	20	pc.

 coil 
  bar 
  pipes in tube 
  bag 
  carton box 
  pallet 
  new 
  available soon

\* custom-made - lead time max 4 weeks | \*\* availability as agreed | \*\*\* while stock lasts

## Coupling Inox/Groove

GROUP: G

Size [mm]	*	Code			UM
28 / 33,7		1609042030	10	30	pc.
35 / 42,4		1609042031	10	30	pc.
42 / 48,3		1609042032	5	20	pc.
54 / 60,3		1609042033	5	15	pc.
76,1		1609042034	2	30	pc.
88,9		1609042035	2	30	pc.
108 / 114		1609042028	2	30	pc.



## Female slip connector



GROUP: G

Size [mm]	*	Code			UM
22 Rp $\frac{1}{2}$ "		1609042037	10	60	pc.
22 Rp $\frac{3}{4}$ "		1609042038	10	60	pc.
28 Rp $\frac{1}{2}$ "		1609042039	10	40	pc.
28 Rp $\frac{3}{4}$ "		1609042040	10	40	pc.



## Female union

GROUP: G

Size [mm]	*	Code			UM
15 Rp $\frac{1}{2}$ "		1609271000	2	60	pc.
15 Rp $\frac{3}{4}$ "		1609271001	2	40	pc.
18 Rp $\frac{1}{2}$ "		1609271002	2	40	pc.
18 Rp $\frac{3}{4}$ "		1609271003	2	40	pc.
22 Rp $\frac{3}{4}$ "		1609271010	2	40	pc.
22 Rp1"		1609271004	2	30	pc.
28 R1"		1609271011	2	26	pc.
35 R1 $\frac{1}{4}$ "		1609271012	1	20	pc.
42 R1 $\frac{1}{2}$ "		1609271013	2	8	pc.
54 Rp2"		1609271009	2	4	pc.



## Male union

GROUP: G

Size [mm]	*	Code			UM
15 R $\frac{1}{2}$ "		1609272000	2	50	pc.
15 R $\frac{3}{4}$ "		1609272011	2	60	pc.
18 R $\frac{1}{2}$ "		1609272012	2	60	pc.
18 R $\frac{3}{4}$ "		1609272003	2	60	pc.
22 R $\frac{1}{2}$ "		1609272005	2	40	pc.
22 R $\frac{3}{4}$ "		1609272013	2	40	pc.
22 R1"		1609272004	2	30	pc.
28 R1"		1609272014	2	30	pc.
35 R1 $\frac{1}{4}$ "		1609272015	2	16	pc.
42 R1 $\frac{1}{2}$ "		1609272009	2	12	pc.
54 R2"		1609272016	2	4	pc.



 coil 
  bar 
  pipes in tube 
  bag 
  carton box 
  pallet 
  new 
  available soon

\* custom-made - lead time max 4 weeks | \*\* availability as agreed | \*\*\* while stock lasts



### Union

GROUP: G

Size [mm]	*	Code			UM
15		1609271021	2	50	pc.
18		1609271022	2	60	pc.
22		1609271023	2	40	pc.
28		1609271024	2	30	pc.
35		1609271025	1	16	pc.
42		1609271026	2	12	pc.
54		1609271027	2	4	pc.



### Female half union with flat sealing

GROUP: G

Size [mm]	*	Code			UM
15 G $\frac{3}{4}$ "		1609271014	10	120	pc.
18 G $\frac{3}{4}$ "		1609271015	10	100	pc.
22 G1"		1609271016	10	60	pc.
28 G1 $\frac{1}{4}$ "		1609271017	10	40	pc.
35 G1 $\frac{1}{2}$ "		1609271018	4	32	pc.
42 G1 $\frac{1}{4}$ "		1609271019	4	12	pc.
54 G2 $\frac{3}{8}$ "		1609271020	4	8	pc.



### Straight coupling

GROUP: G

Size [mm]	*	Code			UM
12	***	1609245002	10	70	pc.
15		1609245003	10	140	pc.
18		1609245004	10	140	pc.
22		1609245012	10	80	pc.
28		1609245013	10	60	pc.
35		1609245014	5	40	pc.
42		1609245015	4	24	pc.
54		1609245016	4	16	pc.
76,1		1609245010	4	24	pc.
88,9		1609245011	4	8	pc.
108		1609245000	2	10	pc.
139,7	**	1609245017	-	1	pc.
168,3	**	1609245018	-	1	pc.



### Slip coupling

GROUP: G

Size [mm]	*	Code			UM
15		1609080001	10	140	pc.
18		1609080002	10	100	pc.
22		1609080003	10	60	pc.
28		1609080004	10	40	pc.
35		1609080005	5	20	pc.
42		1609080010	4	16	pc.
54		1609080007	2	8	pc.
76,1		1609080008	2	2	pc.
88,9		1609080009	2	2	pc.
108		1609080000	2	2	pc.

coil 
 bar 
 pipes in tube 
 bag 
 carton box 
 pallet 
 new 
 available soon

\* custom-made - lead time max 4 weeks | \*\* availability as agreed | \*\*\* while stock lasts



## Elbow 90°

GROUP: G

Size [mm]	*	Code			UM
12	***	1609068149	10	70	pc.
15		1609068150	10	150	pc.
18		1609068151	10	90	pc.
22		1609068152	10	60	pc.
28		1609068115	5	30	pc.
35		1609068153	5	20	pc.
42		1609068154	2	8	pc.
54		1609068155	2	8	pc.
76,1		1609068125	2	12	pc.
88,9		1609068128	2	8	pc.
108		1609068107	2	4	pc.
139,7	**	1609068156	-	1	pc.
168,3	**	1609068157	-	1	pc.



## Plain end elbow 90°

GROUP: G

Size [mm]	*	Code			UM
12	***	1609068142	10	60	pc.
15		1609068143	10	120	pc.
18		1609068144	10	60	pc.
22		1609068133	5	60	pc.
28		1609068145	5	30	pc.
35		1609068146	5	10	pc.
42		1609068147	2	8	pc.
54		1609068148	2	6	pc.
76,1		1609068139	2	10	pc.
88,9		1609068141	2	8	pc.
108		1609068130	-	1	pc.
N 139,7	*	1609068194	-	1	pc.
N 168,3	*	1609068195	-	1	pc.



## Elbow 45°

GROUP: G

Size [mm]	*	Code			UM
15		1609068079	10	150	pc.
18		1609068080	10	120	pc.
22		1609068051	10	70	pc.
28		1609068052	10	40	pc.
35		1609068081	5	25	pc.
42		1609068082	2	16	pc.
54		1609068083	2	8	pc.
76,1		1609068057	-	8	pc.
88,9		1609068059	-	2	pc.
108		1609068048	2	2	pc.
139,7	**	1609068084	-	1	pc.
168,3	**	1609068085	-	1	pc.



 coil 
  bar 
  pipes in tube 
  bag 
  carton box 
  pallet 
 N new 
 ! available soon

\* custom-made - lead time max 4 weeks | \*\* availability as agreed | \*\*\* while stock lasts



### Plain end elbow 45°

GROUP: G

Size [mm]	*	Code			UM
15		1609068073	10	150	pc.
18		1609068074	10	120	pc.
22		1609068075	10	60	pc.
28		1609068076	10	40	pc.
35		1609068066	5	25	pc.
42		1609068077	4	16	pc.
54		1609068078	2	8	pc.
76,1		1609068070	-	16	pc.
88,9		1609068072	-	8	pc.
108		1609068061	2	4	pc.
<b>N</b> 139,7	*	1609068192	-	1	pc.
<b>N</b> 168,3	*	1609068193	-	1	pc.



### Tee

GROUP: G

Size [mm]	*	Code			UM
12	***	1609257045	10	60	pc.
15		1609257002	10	80	pc.
18		1609257046	10	40	pc.
22		1609257005	10	40	pc.
28		1609257047	5	25	pc.
35		1609257048	5	15	pc.
42		1609257049	4	8	pc.
54		1609257050	2	6	pc.
76,1		1609257010	2	6	pc.
88,9		1609257011	2	6	pc.
108		1609257000	-	2	pc.
139,7	**	1609257001	-	1	pc.
168,3	**	1609257003	-	1	pc.



 coil 
  bar 
  pipes in tube 
  bag 
  carton box 
  pallet 
 **N** new 
  available soon

\* custom-made - lead time max 4 weeks | \*\* availability as agreed | \*\*\* while stock lasts

## Reducing tee

## GROUP: G



Size [mm]	*	Code			UM
18 / 15 / 18		1609260014	10	60	pc.
22 / 15 / 22		1609260046	10	50	pc.
22 / 18 / 22		1609260047	10	50	pc.
28 / 15 / 28		1609260048	5	30	pc.
28 / 18 / 28		1609260049	10	30	pc.
28 / 22 / 28		1609260050	5	30	pc.
35 / 15 / 35		1609260020	5	20	pc.
35 / 18 / 35		1609260021	5	20	pc.
35 / 22 / 35		1609260022	5	20	pc.
35 / 28 / 35		1609260051	5	20	pc.
42 / 22 / 42		1609260024	4	12	pc.
42 / 28 / 42		1609260052	4	12	pc.
42 / 35 / 42		1609260053	4	12	pc.
54 / 22 / 54		1609260054	2	8	pc.
54 / 28 / 54		1609260030	2	8	pc.
54 / 35 / 54		1609260055	2	8	pc.
54 / 42 / 54		1609260032	2	8	pc.
76,1 / 22 / 76,1		1609260035	-	2	pc.
76,1 / 28 / 76,1		1609260036	-	2	pc.
76,1 / 35 / 76,1		1609260037	2	10	pc.
76,1 / 42 / 76,1		1609260038	2	2	pc.
76,1 / 54 / 76,1		1609260039	2	2	pc.
88,9 / 22 / 88,9		1609260040	-	2	pc.
88,9 / 28 / 88,9		1609260041	-	2	pc.
88,9 / 35 / 88,9		1609260042	-	2	pc.
88,9 / 42 / 88,9		1609260043	2	2	pc.
88,9 / 54 / 88,9		1609260044	-	8	pc.
88,9 / 76,1 / 88,9		1609260045	2	2	pc.
108 / 22 / 108		1609260000	-	2	pc.
108 / 28 / 108		1609260001	-	2	pc.
108 / 35 / 108		1609260002	-	4	pc.
108 / 42 / 108		1609260003	-	2	pc.
108 / 54 / 108		1609260004	-	2	pc.
108 / 76,1 / 108		1609260005	-	2	pc.
108 / 88,9 / 108		1609260006	-	2	pc.
139,7 / 76,1 / 139,7	**	1609260008	-	1	pc.
139,7 / 88,9 / 139,7	**	1609260009	-	1	pc.
139,7 / 108 / 139,7	**	1609260007	-	1	pc.
168,3 / 76,1 / 168,3	**	1609260012	-	1	pc.
168,3 / 88,9 / 168,3	**	1609260013	-	1	pc.
168,3 / 108 / 168,3	**	1609260010	-	1	pc.
168,3 / 139,7 / 168,3	**	1609260011	-	1	pc.



 coil 
  bar 
  pipes in tube 
  bag 
  carton box 
  pallet 
  new 
  available soon

\* custom-made - lead time max 4 weeks | \*\* availability as agreed | \*\*\* while stock lasts



## Plain end reducer

GROUP: G

Size [mm]	*	Code			UM
15 / 12	***	1609220000	10	200	pc.
18 / 15		1609221003	10	200	pc.
22 / 15		1609221023	10	140	pc.
22 / 18		1609221024	10	120	pc.
28 / 15		1609221025	10	70	pc.
28 / 18		1609221007	10	100	pc.
28 / 22		1609221026	10	80	pc.
35 / 15		1609221027	5	50	pc.
35 / 18		1609221028	5	50	pc.
35 / 22		1609221029	5	50	pc.
35 / 28		1609221030	5	60	pc.
42 / 15		1609221031	5	30	pc.
42 / 18		1609221032	5	30	pc.
42 / 22		1609221033	4	24	pc.
42 / 28		1609221034	4	24	pc.
42 / 35		1609221035	4	24	pc.
54 / 15		1609221036	4	16	pc.
54 / 18		1609221037	4	16	pc.
54 / 22		1609221015	4	16	pc.
54 / 28		1609221016	4	16	pc.
54 / 35		1609221038	4	16	pc.
54 / 42		1609221039	4	16	pc.
76,1 / 42		1609221019	4	4	pc.
76,1 / 54		1609221020	4	32	pc.
88,9 / 54		1609221021	4	4	pc.
88,9 / 76,1		1609221022	4	4	pc.
108 / 54		1609221000	2	2	pc.
108 / 76,1		1609221001	2	2	pc.
108 / 88,9		1609221002	2	10	pc.
139,7 / 88,9	**	1609221041	-	1	pc.
139,7 / 108	**	1609221040	-	1	pc.
168,3 / 88,9	**	1609221044	-	1	pc.
168,3 / 108	**	1609221042	-	1	pc.
168,3 / 139,7	**	1609221043	-	1	pc.



## Female elbow 90°

GROUP: G

Size [mm]	*	Code			UM
15 Rp½"		1609068000	10	80	pc.
18 Rp½"		1609068001	10	90	pc.
22 Rp½"		1609068003	10	50	pc.
22 Rp¾"		1609068002	10	50	pc.
28 Rp½"		1609068009	5	30	pc.
28 Rp¾"		1609068005	5	30	pc.
28 Rp1"		1609068008	10	30	pc.
35 Rp½"		1609068011	5	10	pc.
35 Rp¾"		1609068007	5	10	pc.
35 Rp1"		1609068010	5	10	pc.
35 Rp1¼"		1609068012	5	10	pc.

 coil 
  bar 
  pipes in tube 
  bag 
  carton box 
  pallet 
  new 
  available soon

\* custom-made - lead time max 4 weeks | \*\* availability as agreed | \*\*\* while stock lasts

## Female elbow 90° with plain end

GROUP: G

Size [mm]	*	Code			UM
15 Rp1/2"		1609068013	10	40	pc.



## Male elbow 90°



GROUP: G

Size [mm]	*	Code			UM
15 R1/2"		1609070000	10	80	pc.
18 R1/2"		1609070002	10	80	pc.
22 R3/4"		1609070004	10	60	pc.
28 R1"		1609070005	10	30	pc.
35 R1 1/4"		1609070006	5	20	pc.
42 R1 1/2"		1609070009	2	16	pc.
54 R2"		1609070010	2	8	pc.



## Female tee

GROUP: G

Size [mm]	*	Code			UM
15 Rp1/2"		1609257014	10	70	pc.
18 Rp1/2"		1609257015	10	50	pc.
18 Rp3/4"		1609257016	10	50	pc.
22 Rp1/2"		1609257017	10	40	pc.
22 Rp3/4"		1609257018	10	40	pc.
28 Rp1/2"		1609257038	5	30	pc.
28 Rp3/4"		1609257039	10	30	pc.
28 Rp1"		1609257019	5	30	pc.
35 Rp1/2"		1609257040	5	20	pc.
35 Rp3/4"		1609257041	5	20	pc.
35 Rp1"		1609257022	5	20	pc.
42 Rp1/2"		1609257027	4	16	pc.
42 Rp3/4"		1609257042	4	12	pc.
42 Rp1"		1609257026	4	12	pc.
54 Rp1/2"		1609257031	2	8	pc.
54 Rp3/4"		1609257044	2	8	pc.
54 Rp1"		1609257030	2	8	pc.
54 Rp2"		1609257043	2	6	pc.
76,1 Rp3/4"		1609257035	-	12	pc.
76,1 Rp2"		1609257034	-	2	pc.
88,9 Rp3/4"		1609257037	-	2	pc.
88,9 R2"		1609257036	-	2	pc.
108 Rp3/4"		1609257013	-	6	pc.
108 Rp2"		1609257012	-	2	pc.
<b>N</b> 139,7 Rp3/4"	*	1609257063	-	1	pc.
<b>N</b> 139,7 Rp2"	*	1609257064	-	1	pc.



 coil 
  bar 
  pipes in tube 
  bag 
  carton box 
  pallet 
 **N** new 
  available soon

\* custom-made - lead time max 4 weeks | \*\* availability as agreed | \*\*\* while stock lasts



### Female directly fixed wallplate elbow - L = 41 mm

GROUP: G

Size [mm]	*	Code							UM
15 Rp $\frac{1}{2}$ "		1609285009					10	90	pc.

**Note:**  
B = 28 mm



### Female directly fixed wallplate elbow - L = 44 mm

GROUP: G

Size [mm]	*	Code							UM
18 Rp $\frac{1}{2}$ "		1609285002					10	80	pc.

**Note:**  
B = 28 mm



### Female directly fixed wallplate elbow - L = 52 mm

GROUP: G

Size [mm]	*	Code							UM
22 Rp $\frac{3}{4}$ "		1609285003					10	50	pc.

**Note:**  
B = 33 mm



### Female directly fixed wallplate elbow - L = 63 mm

GROUP: G

Size [mm]	*	Code							UM
15 Rp $\frac{1}{2}$ "		1609285004					20	40	pc.
18 Rp $\frac{1}{2}$ "		1609285007					20	40	pc.

**Note:**  
Size B = 28 mm.



### Female directly fixed wallplate elbow - L = 64 mm

GROUP: G

Size [mm]	*	Code							UM
22 Rp $\frac{3}{4}$ "		1609285008					10	40	pc.

**Note:**  
Size B = 33 mm.

coil bar pipes in tube bag carton box pallet new available soon

\* custom-made - lead time max 4 weeks | \*\* availability as agreed | \*\*\* while stock lasts

## Axial compensator

GROUP: G

	Size [mm]	*	Code			UM
N	15		1609037002	10	60	pc.
N	18		1609037004	10	60	pc.
N	22		1609037005	5	30	pc.
N	28		1609037007	5	20	pc.
N	35		1609037008	4	16	pc.
N	42		1609037010	2	12	pc.
N	54		1609037011	2	4	pc.



**Note:**

The warranty is provided for 1000 cycles of operation when used as intended.  
The axial compensator is suitable only for absorbing axial movements of the pipeline.



## Axial compensator

GROUP: G

	Size [mm]	*	Code			UM
N	76,1		1609037013	2	2	pc.
N	88,9		1609037014	2	2	pc.
N	108		1609037000	2	2	pc.

**Note:**

The warranty is provided for 1000 cycles of operation when used as intended.  
The axial compensator is suitable only for absorbing axial movements of the pipeline.



## Crossover

GROUP: G

	Size [mm]	*	Code			UM
	15		1609178000	10	80	pc.
	18		1609178001	10	50	pc.
	22		1609178002	10	50	pc.
	28		1609178003	10	20	pc.



## Bend 15°

GROUP: G

	Size [mm]	*	Code			UM
	28		1609011002	10	40	pc.
	35		1609011003	5	15	pc.
	42		1609011004	2	20	pc.
	54		1609011005	2	10	pc.





### Bend 30°


**GROUP: G**

Size [mm]	*	Code			UM
28		1609011009	10	40	pc.
35		1609011008	4	12	pc.
42		1609011010	2	20	pc.
54		1609011011	2	8	pc.



### Bend 60°

**GROUP: G**

Size [mm]	*	Code			UM
28		1609011014	5	30	pc.
35		1609011015	4	12	pc.
42		1609011016	5	5	pc.
54		1609011017	2	6	pc.



### Bend 90°

**GROUP: G**

Size [mm]	*	Code			UM
15		1609011018	10	70	pc.
18		1609011019	10	50	pc.
22		1609011025	10	30	pc.
28		1609011026	5	20	pc.
35		1609011027	4	8	pc.
42		1609011028	2	4	pc.
54		1609011029	-	2	pc.



### Stop end

**GROUP: G**

Size [mm]	*	Code			UM
15		1609250002	20	80	pc.
18		1609250004	20	300	pc.
22		1609250006	10	150	pc.
28		1609250020	10	130	pc.
35		1609250010	5	75	pc.
42		1609250012	4	48	pc.
54		1609250021	4	24	pc.
76,1		1609250016	2	4	pc.
88,9		1609250018	2	4	pc.
108		1609250000	2	4	pc.

 coil 
  bar 
  pipes in tube 
  bag 
  carton box 
  pallet 
  new 
  available soon

\* custom-made - lead time max 4 weeks | \*\* availability as agreed | \*\*\* while stock lasts



## Ball valve

GROUP: G

	Size [mm]	*	Code			UM
N	15		1609278000	1	25	pc.
N	18		1609278001	1	25	pc.
N	22		1609278002	1	15	pc.
N	28		1609278003	1	10	pc.
N	35		1609278004	1	10	pc.
N	42		1609278005	1	7	pc.
N	54		1609278006	1	5	pc.

The ball is made of stainless steel 1.4401.  
Max working pressure 16 bar  
Warranty for 5 years.



## Ball valve with female half union with flat sealing

GROUP: G



	Size [mm]	*	Code			UM
N	15 G $\frac{3}{4}$ "		1609278007	1	25	pc.
N	18 G $\frac{3}{4}$ "		1609278008	1	25	pc.
N	22 G $\frac{3}{4}$ "		1609278009	1	15	pc.
N	28 G $1\frac{1}{4}$ "		1609278010	1	10	pc.
N	35 G $1\frac{1}{2}$ "		1609278011	1	10	pc.
N	42 G $1\frac{3}{4}$ "		1609278012	1	7	pc.
N	54 G $2\frac{1}{4}$ "		1609278013	1	5	pc.

The ball is made of stainless steel 1.4401.  
Max working pressure 16 bar  
Warranty for 5 years.

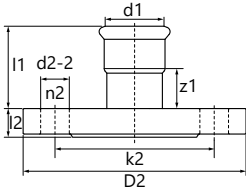


## Flange adapter

GROUP: G

	Size [mm]	*	Code			UM
	15 R $1\frac{1}{8}$ "		1609090001	20	100	pc.
	15 R $1\frac{1}{2}$ "		1609090000	20	100	pc.
	18 R $1\frac{1}{4}$ "		1609090011	20	100	pc.
	18 R $1\frac{1}{2}$ "		1609090010	20	100	pc.
	22 R $1\frac{1}{4}$ "		1609090005	20	80	pc.
	22 R $1\frac{1}{2}$ "		1609090004	20	80	pc.
	22 R $1\frac{1}{2}$ "		1609090006	20	80	pc.
	35 R2"		1609090007	10	30	pc.
	42 R $2\frac{1}{4}$ "		1609090008	10	30	pc.
	54 R $2\frac{3}{4}$ "		1609090012	5	20	pc.





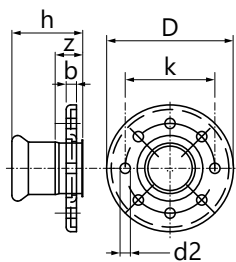
## Flange PN16

GROUP: G

Size [mm]	*	Code			UM
15		1609091004	1	15	pc.
18		1609091005	1	15	pc.
22		1609091006	1	12	pc.
28		1609091007	1	12	pc.
35		1609091001	1	6	pc.
42		1609091008	1	4	pc.
54		1609091009	1	2	pc.
76,1		1609091002	1	2	pc.
88,9		1609091003	1	2	pc.
108		1609091000	1	2	pc.

**Note:**  
Complete the flat gasket yourself.

Code	Size	l1	l2	z1	k2	D2	d2-2	n2
1609091004	15 DN15 PN16	43	13	23	65	95	14	4
1609091005	18 DN15 PN16	44	13	24	65	95	14	4
1609091006	22 DN20 PN16	45	14	24	75	105	14	4
1609091007	28 DN25 PN16	49	16	26	85	115	14	4
1609091001	35 DN32 PN16	51	17	26	100	140	18	4
1609091008	42 DN40 PN16	59	18	29	110	150	18	4
1609091009	54 DN50 PN16	69	18	34	125	165	18	4
1609091002	76,1 DN65 PN16	108	18	53	145	185	18	4
1609091003	88,9 DN80 PN16	127	20	64	160	200	18	8
1609091000	108 DN100 PN16	147	20	70	180	220	18	8



## Flange PN16

GROUP: G

Size [mm]	*	Code			UM
139,7	**	1609091010	-	1	pc.
168,3	**	1609091011	-	1	pc.

**Note:**  
Complete the flat gasket yourself.

Code	Size	D	k	b	d2	h	z	n2
1609091010	139,7 DN125 PN16	250	210	22	18	138	41	8
1609091011	168,3 DN150 PN16	285	240	24	22	171	54	8

## Accessories

### O-Ring LBP EPDM Steel/Inox

GROUP: I

Size [mm]	*	Code			UM
12	*	1509182021	20	1000	pc.
15		1509182022	20	600	pc.
18		1509182023	20	500	pc.
22		1509182024	20	500	pc.
28		1509182025	20	400	pc.
35		1509182026	20	400	pc.
42		1509182027	20	300	pc.
54		1509182028	20	300	pc.


**Note:**

LBP EPDM O-Rings can be used in KAN-therm Steel and Inox systems.



### O-Ring LBP FPM Viton Steel/Inox

GROUP: I

Size [mm]	*	Code			UM
15		1509182030	20	600	pc.
18		1509182029	20	500	pc.
22		1509182031	20	500	pc.
28		1509182032	20	400	pc.
35		1509182033	20	400	pc.
42		1509182034	20	300	pc.
54		1509182035	20	300	pc.



**Note:**

LBP FPM/Viton O-Rings can be used in KAN-therm Steel and Inox systems.  
Do not use in hot water installations.



### O-Ring EPDM Steel/Inox

GROUP: I

Size [mm]	*	Code			UM
76,1		1609182023	5	100	pc.
88,9		1609182024	5	100	pc.
108		1609182025	5	50	pc.
139,7		1609182016	-	1	pc.
168,3		1609182017	-	1	pc.



### O-Ring FPM Viton Steel/Inox

GROUP: I

Size [mm]	*	Code			UM
76,1		1609182020	5	100	pc.
88,9		1609182021	5	100	pc.
108		1609182022	5	50	pc.
139,7	**	1609182018	-	1	pc.
168,3	**	1609182019	-	1	pc.

**Note:**

Do not use in hot water installations.



 coil  bar  pipes in tube  bag  carton box  pallet **N** new **i** available soon

\* custom-made - lead time max 4 weeks | \*\* availability as agreed | \*\*\* while stock lasts



### O-Ring LBP FPM Viton Inox

GROUP: I



Size [mm]	*	Code			UM
15		1509182039	20	600	pc.
18		1509182040	20	500	pc.
22		1509182041	20	500	pc.
28		1509182042	20	400	pc.
35		1509182038	20	400	pc.
42		1509182043	20	300	pc.
54		1509182044	20	300	pc.

**Note:**  
Use for steam systems.



### Flat gasket FPM Viton Steel/Inox

GROUP: I


Size [mm]	*	Code			UM
15-18		1509237000	20	500	pc.
22		1509237001	20	500	pc.
28		1509237002	20	400	pc.
35		1509237003	20	400	pc.
42		1509237004	20	300	pc.
54		1509237005	20	300	pc.

**Note:**  
FPM Viton flat gaskets can be used in KAN-therm Steel and Inox systems.  
Gasket for unions and half unions of KAN-therm Steel and Inox systems.  
Do not use in hot water installations.

## Tools

### Roller cutter for pipes

GROUP: K

Range [mm]	*	Code		UM
12-54		1948267025	1	pc.
35-108		1948267027	1	pc.



### Cutting wheel for roller cutter

GROUP: K

Range [mm]	*	Code		UM
12-108		1941267037	1	pc.

Intended for roller cutters, codes 1948267025, 1948267027.



### Pipe cutting machine

GROUP: K

Range [mm]	*	Code		UM
22-108		1948183001	1	pc.

**Note:**  
The set includes a cutting wheel.



### Pipe cutting machine

GROUP: K

Range [mm]	*	Code		UM
54-168,3		1948267034	1	pc.

**Note:**  
The set does not include a cutting wheel.



 coil  bar  pipes in tube  bag  carton box  pallet **N** new **i** available soon

\* custom-made - lead time max 4 weeks | \*\* availability as agreed | \*\*\* while stock lasts



### Cutting wheel for pipe cutting machine

GROUP: K

Range [mm]	*	Code		UM
22-168,3		1941267041	1	pc.

Intended for pipe cutting machines, codes 1948183001, 1948267034.



### Pipe support for cutting machine

GROUP: K

	*	Code		UM
		1948267029	1	pc.



### Deburrer for metal pipes

GROUP: K

Range [mm]	*	Code		UM
12-54		1948267015	1	pc.



### Tool set - deburrer and roller cutter

GROUP: K

Range [mm]	*	Code		UM
12-54	*	1948267023	1	set

Each set includes:

- 1948267025 - Roller cutter for steel pipes 12-54 mm
- 1948267015 - Chamferer 12-54 mm
- 1941267129 - Case



### Tool set - KAN-therm Mini battery press tool + "M" profile jaws

GROUP: K

Range [mm]	*	Code		UM
15-28		1936055009	1	pc.

Each set includes:


- 1936055008 - KAN-therm Mini press tool - 1 pc.
- 1936267278 - Jaws SBM M15 - 1 pc.
- 1936267279 - Jaws SBM M18 - 1 pc.
- 1936267280 - Jaws SBM M22 - 1 pc.
- 1936267282 - Jaws SBM M28 - 1 pc.
- 1967267023 - Battery for battery-powered tools - 2 pcs.
- 1967267024 - Charger LGML1 ~230V 35W
- Case - 1 pc.

coil bar pipes in tube bag carton box pallet **N** new available soon

\* custom-made - lead time max 4 weeks | \*\* availability as agreed | \*\*\* while stock lasts

### KAN-therm AC ECO electric press tool

GROUP: K


Range [mm]	*	Code		UM
12-54		1936267240	1	pc.

**Note:**  
The press tool is sold in a case.



### KAN-therm AC 3000 electric press tool

GROUP: K


Range [mm]	*	Code		UM
12-54		1936267239	1	pc.

**Note:**  
The press tool is sold in a case.



### KAN-therm DC 4000 battery press tool

GROUP: K


Range [mm]	*	Code		UM
12-54		1936267238	1	pc.

**Note:**  
The press tool is sold with a battery, charger and case.



### Charger for KAN-therm DC 4000 battery press tool


GROUP: K

Version	*	Code		UM
10,8-36 V		1936267267	1	pc.



### Battery for KAN-therm DC 4000 press tool

GROUP: K

Version	*	Code		UM
18 V / 4 Ah		1936267266	1	pc.



 coil  bar  pipes in tube  bag  carton box  pallet **N** new  available soon

\* custom-made - lead time max 4 weeks | \*\* availability as agreed | \*\*\* while stock lasts



### KAN-therm "M" profile press jaws

GROUP: K

Size [mm]	*	Code		UM
N 12		1936267248	1	pc.
N 15		1936267249	1	pc.
N 18		1936267250	1	pc.
N 22		1936267251	1	pc.
N 28		1936267252	1	pc.
N 35		1936267253	1	pc.

**Note:**

The jaws work with KAN-therm AC ECO, AC 3000, DC 4000 drives.



### KAN-therm "M" profile collar

GROUP: K

Size [mm]	*	Code		UM
N 42		1936267283	1	pc.
N 54		1936267284	1	pc.

**Note:**

Use KAN-therm "M" profile collar jaws with KAN-therm ZBS1 adapter for KAN-therm press tools: AC ECO (Steel, Inox), AC 3000 (Steel, Inox, Copper), DC 4000 (Steel, Inox, Copper).



### ZBS1 adapter for KAN-therm "M" profile collar jaws

GROUP: K

Range [mm]	*	Code		UM
N 42 - 54		1936267285	1	pc.

**Note:**

Use adapter ZBS1 KAN-therm for KAN-therm press tools: AC ECO (Steel, Inox), AC 3000 (Steel, Inox, Copper), DC 4000 (Steel, Inox, Copper).



### REMS Power-Press ACC electric press tool

GROUP: K

Range [mm]	*	Code		UM
12-54		1936267219	1	pc.

**Note:**

The press tool is sold with a case.





## REMS Power-Press SE Basic Pack electric press tool

GROUP: K


Range [mm]	*	Code		UM
12-54		1936267160	1	pc.

**Note:**  
The press tool is sold with a case.  
The set does not include jaws.



## REMS Akku Press battery press tool

GROUP: K

Range [mm]	*	Code		UM
12-54		1936267152	1	pc.

**Note:**  
The press tool is sold with a battery, charger and case.



## REMS "M" profile press jaws

GROUP: K

Size [mm]	*	Code		UM
12		1948267046	1	pc.
15		1948267048	1	pc.
18		1948267052	1	pc.
22		1948267056	1	pc.
28		1948267061	1	pc.
35		1948267065	1	pc.
42		1948267067	1	pc.
54		1948267069	1	pc.

**Note:**  
The jaws work with Power-Press SE, Akku-Press, Power-Press ACC drives.



## Set of REMS "M" profile press jaws

GROUP: K

Range [mm]	*	Code		UM
42-54		1948267130	1	set

Each set includes:  
 ■ 1948267067 - Jaws M42 - 1 pc.  
 ■ 1948267069 - Jaws M54 - 1 pc.  
 ■ case

Jaws work with Power-Press SE, Akku-Press, Power-Press ACC drives.





### REMS tool set - electric Power-Press SE press tool and "M" profile jaws

GROUP: K

Range [mm]	*	Code		UM
15-35		1948267033	1	set

Each set includes:

- 1936267160 - Electric press tool REMS Power-Press SE
- 1948267048 - jaws M15 - 1 pc.
- 1948267052 - jaws M18 - 1 pc.
- 1948267056 - jaws M22 - 1 pc.
- 1948267061 - jaws M28 - 1 pc.
- 1948267065 - jaws M35 - 1 pc.
- case



### Novopress tool set - ACO103 BT battery press tool + "M" profile jaws

GROUP: K

Range [mm]	*	Code		UM
15-28	*	1948055008	1	pc.

Each set includes:

- Battery press tool - 1 pc.
- 1948267093 - Jaws M15 for press tool - 1 pc.
- 1948267095 - Jaws M18 for press tool - 1 pc.
- 1942121002 - Jaws M22 for press tool - 1 pc.
- 1948267097 - Jaws M28 for press tool - 1 pc.
- 1938267047 - Charger - 1 pc.
- 1938267002 - Battery 2 Ah - 2 pcs.
- Case



### Novopress EFP203 electric press tool

GROUP: K

Range [mm]	*	Code		UM
12-54		1948267210	1	pc.

**Note:**

The press tool is sold with a plastic case.



### Novopress ACO203XL BT press tool

GROUP: K

Range [mm]	*	Code		UM
12-108		1948267181	1	pc.

Each set includes:

- Battery press tool - 1 pc.
- Battery 18 V/ 5.0 Ah Li-Ion Milwaukee - 2 pcs.
- Charger - 1 pc.
- Lubricant - 1 pc.
- Plastic case



### Novopress PB2 "M" profile press jaws

GROUP: K

Size [mm]	*	Code		UM
12		1948267134	1	pc.
15		1948267135	1	pc.
18		1948267137	1	pc.
22		1948267139	1	pc.
28		1948267141	1	pc.
35		1948267143	1	pc.

**Note:**

The jaws work with EFP203 and ACO203XL drives.

## Novopress "M" profile Snap On collar

GROUP: K

Size [mm]	*	Code		UM
42		1948267119	1	pc.
54		1948267121	1	pc.
66,7	*	1948267089	1	pc.
76,1		1948267145	1	pc.
88,9		1948267044	1	pc.
108		1948267038	1	pc.


**Note:**

Use jaws for diameters 66,7, 76,1 and 88,9 mm with adapter ZB221 for ACO203XL.  
Use the jaw with a diameter of 66,7 mm with adapter ZB323 for ECO301.  
Use the jaw with a diameter of 108 mm with adapter ZB221 and ZB222 for ACO203XL.



## HP Snap On collar for Novopress ECO301, ACO203XL, EFP203

GROUP: K

Size [mm]	*	Code		UM
35	*	1948267124	1	pc.
42	*	1948267126	1	pc.
54	*	1948267128	1	pc.


**Note:**

Jaws for diameters 35 - 54 mm with ECO301 press tool use with ZB303 adapter.  
Jaws for diameters 35 - 54 mm with ACO203XL and EFP203 crimping tool use with ZB203 adapter.



## Novopress ZB203 adapter

GROUP: K

Range [mm]	*	Code		UM
35-54		1948267000	1	pc.

**Note:**

Adapter for EFP203 and ACO203XL drives.  
Press: 50-63 mm  
Steel & Inox: 35-54 mm  
Copper: 42-54 mm



## Novopress ZB221 Adapter

GROUP: K

Range [mm]	*	Code		UM
66,7-108		1948267005	1	pc.

**Note:**

Adapter for ACO203XL drive.  
For a diameter of 108 mm, adapter ZB221 is used to make the first crimp, and adapter ZB222 for the second crimp.





### Novopress ZB222 Adapter

GROUP: K

Range [mm]	*	Code		UM
66,7-108		1948267007	1	pc.

**Note:**  
 Adapter for ACO203XL drive.  
 For a diameter of 108 mm, adapter ZB221 is used to make the first crimp, and adapter ZB222 for the second crimp.



### Novopress ACO403 battery press tool

GROUP: K

Range [mm]	*	Code		UM
76,1-168,3		1948267209	1	pc.

Each set includes:

- Battery press tool - 1 pc.
- Battery 18 V/ 5.0 Ah Li-Ion Milwaukee - 2 pcs.
- Charger - 1 pc.
- Lubricant - 1 pc.
- Plastic case



### Novopress "M" profile HP Snap On collar

GROUP: K

Size [mm]	*	Code		UM
76,1	*	1948267100	1	pc.
88,9	*	1948267102	1	pc.
108	*	1948267098	1	pc.
139,7		1948267071	1	pc.
168,3		1948267072	1	pc.

**Note:**  
 The jaws work with ACO401 and ACO403 drives.



Install your **future**



SYSTEM **KAN-therm**

# Copper

Modern approach  
to classic solutions

EN 23/05

Ø **12-108 mm**

# Table of contents

## SYSTEM **KAN-therm** Copper



Connectors .....	<b>135</b>
Accessories .....	<b>148</b>
Tools .....	<b>149</b>

# SYSTEM KAN-therm Copper

## Connectors

### Female connector



### GROUP: P

Size [mm]	*	Code			UM
12 Rp $\frac{3}{8}$ "		2265044000	5	250	pc.
12 Rp $\frac{1}{2}$ "		2265044001	5	150	pc.
15 Rp $\frac{3}{8}$ "		2265044002	5	175	pc.
15 Rp $\frac{1}{2}$ "		2265044003	10	150	pc.
15 Rp $\frac{3}{4}$ "		2265044004	5	100	pc.
18 Rp $\frac{1}{2}$ "		2265044005	5	100	pc.
18 Rp $\frac{3}{4}$ "		2265044006	5	100	pc.
22 Rp $\frac{1}{2}$ "		2265044007	5	100	pc.
22 Rp $\frac{3}{4}$ "		2265044008	5	75	pc.
22 Rp1"		2265044009	5	75	pc.
28 Rp $\frac{3}{4}$ "		2265044010	5	50	pc.
28 Rp1"		2265044011	5	50	pc.
28 Rp1 $\frac{1}{4}$ "		2265044012	5	50	pc.
35 Rp $\frac{3}{4}$ "		2265044018	5	50	pc.
35 Rp1"		2265044013	5	40	pc.
35 Rp1 $\frac{1}{4}$ "		2265044014	5	25	pc.
42 Rp1 $\frac{1}{4}$ "		2265044015	1	15	pc.
42 Rp1 $\frac{1}{2}$ "		2265044016	1	10	pc.
54 Rp2"		2265044017	1	8	pc.



### Female connector with plain end

### GROUP: P

Size [mm]	*	Code			UM
15 Rp $\frac{1}{2}$ "		2265328000	10	150	pc.
18 Rp $\frac{1}{2}$ "		2265328001	10	150	pc.
18 Rp $\frac{3}{4}$ "		2265328002	10	100	pc.
22 Rp $\frac{1}{2}$ "		2265328003	10	100	pc.
22 Rp $\frac{3}{4}$ "		2265328004	10	100	pc.
28 Rp $\frac{3}{4}$ "		2265328005	5	75	pc.
28 Rp1"		2265328006	5	50	pc.
35 Rp1"		2265328007	5	50	pc.
35 Rp1 $\frac{1}{4}$ "		2265328008	1	15	pc.
42 Rp1 $\frac{1}{2}$ "		2265328009	1	15	pc.
54 Rp2"		2265328010	1	10	pc.





 coil 
  bar 
  pipes in tube 
  bag 
  carton box 
  pallet 
  new 
  available soon

\* custom-made - lead time max 4 weeks | \*\* availability as agreed | \*\*\* while stock lasts



### Male connector



GROUP: P

Size [mm]	*	Code			UM
12 R $\frac{3}{8}$ "		2265045000	5	250	pc.
12 R $\frac{1}{2}$ "		2265045001	5	200	pc.
15 R $\frac{3}{8}$ "		2265045002	5	150	pc.
15 R $\frac{1}{2}$ "		2265045003	10	100	pc.
15 R $\frac{3}{4}$ "		2265045004	5	100	pc.
18 R $\frac{1}{2}$ "		2265045005	5	100	pc.
18 R $\frac{3}{4}$ "		2265045006	5	100	pc.
22 R $\frac{1}{2}$ "		2265045007	5	100	pc.
22 R $\frac{3}{4}$ "		2265045008	10	100	pc.
22 R1"		2265045009	5	75	pc.
28 R $\frac{3}{4}$ "		2265045010	5	75	pc.
28 R1		2265045011	5	50	pc.
28 R1 $\frac{1}{4}$ "		2265045012	5	50	pc.
35 R1"		2265045013	5	50	pc.
35 R1 $\frac{1}{4}$ "		2265045014	5	50	pc.
42 R1 $\frac{1}{4}$ "		2265045015	1	20	pc.
42 R1 $\frac{1}{2}$ "		2265045016	1	15	pc.
54 R2"		2265045017	1	10	pc.
66,7 R2 $\frac{1}{2}$ "		2265045018	-	1	pc.
76,1 R2 $\frac{1}{2}$ "		2265045019	-	1	pc.
76,1 R3"		2265045020	-	1	pc.
88,9 R3"		2265045021	-	1	pc.
108 R4"		2265045022	-	1	pc.



### Male connector with plain end



GROUP: P

Size [mm]	*	Code			UM
15 R $\frac{1}{2}$ "		2265329000	5	150	pc.
18 R $\frac{1}{2}$ "		2265329001	5	125	pc.
18 R $\frac{3}{4}$ "		2265329002	5	100	pc.
22 R $\frac{1}{2}$ "		2265329003	5	100	pc.
22 R $\frac{3}{4}$ "		2265329004	5	100	pc.
28 R1"		2265329005	5	50	pc.
35 R1 $\frac{1}{4}$ "		2265329006	1	40	pc.
42 R1 $\frac{1}{2}$ "		2265329007	1	20	pc.



## Female union connector



GROUP: P

Size [mm]	*	Code			UM
12 Rp½"		2265119000	5	100	pc.
15 Rp½"		2265119001	5	75	pc.
15 Rp¾"		2265119002	5	75	pc.
18 Rp½"		2265119003	5	75	pc.
18 Rp¾"		2265119004	5	50	pc.
22 Rp¾"		2265119005	5	60	pc.
22 Rp1"		2265119006	5	50	pc.
28 Rp¾"		2265119011	5	40	pc.
28 Rp1"		2265119007	5	40	pc.
35 Rp1¼"		2265119008	5	25	pc.
42 Rp1½"		2265119009	1	10	pc.
54 Rp2"		2265119010	1	5	pc.



## Male union connector



GROUP: P

Size [mm]	*	Code			UM
12 R¾"		2265272000	5	100	pc.
12 R½"		2265272001	5	75	pc.
15 R½"		2265272002	5	50	pc.
15 R¾"		2265272003	5	50	pc.
18 R½"		2265272004	5	50	pc.
18 R¾"		2265272005	5	50	pc.
22 R½"		2265272006	5	50	pc.
22 R¾"		2265272007	5	50	pc.
22 R1"		2265272008	5	50	pc.
28 R¾"		2265272013	5	40	pc.
28 R1"		2265272009	5	25	pc.
35 R1¼"		2265272010	5	25	pc.
42 R1½"		2265272011	1	10	pc.
54 R2"		2265272012	1	5	pc.



## Female union connector 90°

GROUP: P

Size [mm]	*	Code			UM
12 Rp½"		2265069013	5	50	pc.
15 Rp½"		2265069014	5	50	pc.
18 Rp½"		2265069015	5	50	pc.
18 Rp¾"		2265069016	5	50	pc.
22 Rp¾"		2265069017	5	25	pc.
22 Rp1"		2265069018	5	25	pc.
28 Rp1"		2265069019	5	20	pc.



 coil 
  bar 
  pipes in tube 
  bag 
  carton box 
  pallet 
  new 
  available soon

\* custom-made - lead time max 4 weeks | \*\* availability as agreed | \*\*\* while stock lasts



### Union

GROUP: P

Size [mm]	*	Code			UM
15		2265065000	5	75	pc.
18		2265065001	5	75	pc.
22		2265065002	5	50	pc.
28		2265065003	5	25	pc.
35		2265065004	5	20	pc.
42		2265065005	1	10	pc.
54		2265065006	1	5	pc.



### Female half union with flat sealing

GROUP: P

Size [mm]	*	Code			UM
15 G $\frac{3}{4}$ "		2265105000	5	100	pc.
18 G $\frac{3}{4}$ "		2265105001	5	100	pc.
22 G1"		2265105002	5	75	pc.
28 G1 $\frac{1}{4}$ "		2265105003	5	50	pc.
35 G1 $\frac{1}{2}$ "		2265105004	5	40	pc.
42 G1 $\frac{3}{4}$ "		2265105005	5	15	pc.
54 G2 $\frac{3}{8}$ "		2265105006	-	1	pc.



### Female MULTIPOINT coupling

GROUP: P

Size [mm]	*	Code			UM
66,7 Rp $\frac{1}{2}$ "		2265258012		1	pc.
76,1 Rp $\frac{1}{2}$ "		2265258013		1	pc.
88,9 Rp $\frac{3}{4}$ "		2265258014		1	pc.
108 Rp $\frac{3}{4}$ "		2265258015		1	pc.



### Coupling

GROUP: P



Size [mm]	*	Code			UM
12		2265245000	10	150	pc.
15		2265245001	10	200	pc.
18		2265245002	10	150	pc.
22		2265245003	10	100	pc.
28		2265245004	5	50	pc.
35		2265245005	5	25	pc.
42		2265245006	1	10	pc.
54		2265245007	1	10	pc.
66,7		2265245008	-	1	pc.
76,1		2265245009	-	1	pc.
88,9		2265245010	-	1	pc.
108		2265245011	-	1	pc.

coil bar pipes in tube bag carton box pallet **N** new available soon

\* custom-made - lead time max 4 weeks | \*\* availability as agreed | \*\*\* while stock lasts

## Reducing coupling



GROUP: P

Size [mm]	*	Code			UM
15 / 12		2265330000	10	150	pc.
22 / 15		2265330001	10	100	pc.
28 / 15		2265330006	10	80	pc.
28 / 22		2265330002	10	80	pc.
35 / 28		2265330003	5	15	pc.
42 / 35		2265330004	1	20	pc.
54 / 42		2265330005	1	10	pc.



## Slip coupling



GROUP: P

Size [mm]	*	Code			UM
15		2265245013	5	75	pc.
18		2265245014	5	75	pc.
22		2265245015	5	50	pc.
28		2265245016	5	40	pc.
35		2265245017	5	25	pc.
42		2265245018	1	10	pc.
54		2265245019	1	10	pc.
66,7		2265245023	-	1	pc.
76,1		2265245020	-	1	pc.
88,9		2265245021	-	1	pc.
108		2265245022	-	1	pc.



## Elbow 90°

GROUP: P

Size [mm]	*	Code			UM
12		2265302000	10	200	pc.
15		2265302001	10	150	pc.
18		2265302002	10	100	pc.
22		2265302003	10	50	pc.
28		2265302004	5	40	pc.
35		2265302005	5	25	pc.
42		2265302006	1	10	pc.
54		2265302007	1	8	pc.
66,7		2265302008	-	1	pc.
76,1		2265302009	-	1	pc.
88,9		2265302010	-	1	pc.
108		2265302011	-	1	pc.





 coil 
  bar 
  pipes in tube 
  bag 
  carton box 
  pallet 
  new 
  available soon

\* custom-made - lead time max 4 weeks | \*\* availability as agreed | \*\*\* while stock lasts



### Plain end elbow 90°



GROUP: P

Size [mm]	*	Code			UM
12		2265326000	10	200	pc.
15		2265326001	10	150	pc.
18		2265326002	10	100	pc.
22		2265326003	10	50	pc.
28		2265326004	5	40	pc.
35		2265326005	5	20	pc.
42		2265326006	1	10	pc.
54		2265326007	1	8	pc.
66,7		2265326008	-	1	pc.
76,1		2265326009	-	1	pc.
88,9		2265326010	-	1	pc.
108		2265326011	-	1	pc.



### Elbow 45°



GROUP: P

Size [mm]	*	Code			UM
12		2265303000	10	250	pc.
15		2265303001	10	200	pc.
18		2265303002	10	150	pc.
22		2265303003	10	100	pc.
28		2265303004	5	50	pc.
35		2265303005	5	25	pc.
42		2265303006	1	10	pc.
54		2265303007	1	5	pc.
66,7		2265303008	-	1	pc.
76,1		2265303009	-	1	pc.
88,9		2265303010	-	1	pc.
108		2265303011	-	1	pc.





### Plain end elbow 45°

GROUP: P



Size [mm]	*	Code			UM
12		2265325000	10	250	pc.
15		2265325001	10	200	pc.
18		2265325002	10	150	pc.
22		2265325003	10	100	pc.
28		2265325004	5	50	pc.
35		2265325005	5	25	pc.
42		2265325006	1	10	pc.
54		2265325007	1	5	pc.
66,7		2265325008	-	1	pc.
76,1		2265325009	-	1	pc.
88,9		2265325010	-	1	pc.
108		2265325011	-	1	pc.

## Tee

## GROUP: P

Size [mm]	*	Code			UM
12		<b>2265257001</b>	10	150	pc.
15		<b>2265257002</b>	10	100	pc.
18		<b>2265257003</b>	10	50	pc.
22		<b>2265257004</b>	10	50	pc.
28		<b>2265257005</b>	5	25	pc.
35		<b>2265257006</b>	5	15	pc.
42		<b>2265257007</b>	1	10	pc.
54		<b>2265257008</b>	1	4	pc.
66,7		<b>2265257009</b>	-	1	pc.
76,1		<b>2265257010</b>	-	1	pc.
88,9		<b>2265257011</b>	-	1	pc.
108		<b>2265257012</b>	-	1	pc.





 coil  bar  pipes in tube  bag  carton box  pallet **N** new  available soon

\* custom-made - lead time max 4 weeks | \*\* availability as agreed | \*\*\* while stock lasts



## Reducing tee

GROUP: P


Size [mm]	*	Code			UM
12 / 15 / 12		2265260058	10	50	pc.
15 / 12 / 12		2265260043	10	100	pc.
15 / 12 / 15		2265260000	10	100	pc.
15 / 15 / 12		2265260035	10	100	pc.
15 / 18 / 15		2265260055	10	100	pc.
15 / 22 / 15		2265260056	10	50	pc.
18 / 12 / 18		2265260001	10	50	pc.
18 / 15 / 15		2265260044	10	50	pc.
18 / 15 / 18		2265260002	10	50	pc.
18 / 18 / 15		2265260036	10	50	pc.
22 / 12 / 22		2265260032	10	30	pc.
22 / 15 / 15		2265260045	10	50	pc.
22 / 15 / 18		2265260046	10	50	pc.
22 / 15 / 22		2265260003	10	50	pc.
22 / 18 / 18		2265260047	10	50	pc.
22 / 18 / 22		2265260004	10	50	pc.
22 / 22 / 15		2265260037	5	50	pc.
22 / 22 / 18		2265260038	10	50	pc.
22 / 28 / 22		2265260057	5	35	pc.
28 / 12 / 28		2265260033	5	30	pc.
28 / 15 / 22		2265260049	5	25	pc.
28 / 15 / 28		2265260005	5	25	pc.
28 / 18 / 28		2265260006	5	25	pc.
28 / 22 / 22		2265260048	5	25	pc.
28 / 22 / 28		2265260007	5	25	pc.
28 / 28 / 15		2265260040	5	25	pc.
28 / 28 / 22		2265260039	5	25	pc.
28 / 35 / 28		2265260054	5	15	pc.
35 / 15 / 35		2265260008	5	30	pc.
35 / 22 / 28		2265260050	5	15	pc.
35 / 22 / 35		2265260009	5	15	pc.
35 / 28 / 28		2265260051	5	15	pc.
35 / 28 / 35		2265260010	5	20	pc.
35 / 35 / 22		2265260041	5	15	pc.
35 / 35 / 28		2265260042	5	15	pc.
42 / 15 / 42		2265260011	1	10	pc.
42 / 22 / 42		2265260012	1	15	pc.
42 / 28 / 42		2265260013	1	5	pc.
42 / 35 / 35		2265260052	5	10	pc.
42 / 35 / 42		2265260014	1	8	pc.
54 / 22 / 54		2265260015	1	8	pc.
54 / 28 / 54		2265260016	1	5	pc.
54 / 35 / 54		2265260017	1	5	pc.
54 / 42 / 42		2265260053	1	8	pc.
54 / 42 / 54		2265260018	1	5	pc.

 coil 
  bar 
  pipes in tube 
  bag 
  carton box 
  pallet 
  new 
  available soon

\* custom-made - lead time max 4 weeks | \*\* availability as agreed | \*\*\* while stock lasts

## Reducing tee



GROUP: P

Size [mm]	*	Code		UM
66,7 / 28 / 66,7		2265260034	1	pc.
66,7 / 35 / 66,7		2265260026	1	pc.
66,7 / 42 / 66,7		2265260025	1	pc.
66,7 / 54 / 66,7		2265260024	1	pc.
76,1 / 22 / 76,1		2265260027	1	pc.
76,1 / 28 / 76,1		2265260028	1	pc.
76,1 / 35 / 76,1		2265260019	1	pc.
76,1 / 42 / 76,1		2265260020	1	pc.
76,1 / 54 / 76,1		2265260021	1	pc.
88,9 / 54 / 88,9		2265260022	1	pc.
88,9 / 76,1 / 88,9		2265260023	1	pc.
108 / 66,7 / 108		2265260029	1	pc.
108 / 76,1 / 108		2265260030	1	pc.



## Plain end reducer

GROUP: P

Size [mm]	*	Code			UM
15 / 12		2265221000	10	200	pc.
18 / 12		2265221001	10	200	pc.
18 / 15		2265221002	10	100	pc.
22 / 15		2265221003	10	100	pc.
22 / 18		2265221004	10	100	pc.
28 / 15		2265221005	10	100	pc.
28 / 18		2265221006	5	75	pc.
28 / 22		2265221007	10	100	pc.
35 / 22		2265221008	5	50	pc.
35 / 28		2265221009	5	40	pc.
42 / 22		2265221010	1	20	pc.
42 / 28		2265221011	1	20	pc.
42 / 35		2265221012	1	10	pc.
54 / 28		2265221013	1	10	pc.
54 / 35		2265221014	1	15	pc.
54 / 42		2265221015	1	10	pc.
66,7 / 35		2265221017	-	1	pc.
66,7 / 42		2265221018	-	1	pc.
66,7 / 54		2265221019	-	1	pc.
76,1 / 35		2265221020	-	1	pc.
76,1 / 42		2265221021	-	1	pc.
76,1 / 54		2265221022	-	1	pc.
76,1 / 66,7		2265221023	-	1	pc.
88,9 / 42		2265221024	-	1	pc.
88,9 / 54		2265221025	-	1	pc.
88,9 / 76,1		2265221026	-	1	pc.
108 / 42		2265221027	-	1	pc.
108 / 54		2265221028	-	1	pc.
108 / 76,1		2265221030	-	1	pc.
108 / 88,9		2265221031	-	1	pc.



 coil 
  bar 
  pipes in tube 
  bag 
  carton box 
  pallet 
  new 
  available soon

\* custom-made - lead time max 4 weeks | \*\* availability as agreed | \*\*\* while stock lasts



### Female elbow 90°

GROUP: P

Size [mm]	*	Code							UM
12 Rp $\frac{3}{8}$ "		2265069000					5	150	pc.
12 Rp $\frac{1}{2}$ "		2265069001					5	100	pc.
15 Rp $\frac{3}{8}$ "		2265069002					5	100	pc.
15 Rp $\frac{1}{2}$ "		2265069003					10	100	pc.
15 Rp $\frac{3}{4}$ "		2265069012					10	100	pc.
18 Rp $\frac{1}{2}$ "		2265069004					5	75	pc.
18 Rp $\frac{3}{4}$ "		2265069005					5	75	pc.
22 Rp $\frac{1}{2}$ "		2265069006					5	75	pc.
22 Rp $\frac{3}{4}$ "		2265069007					5	50	pc.
28 Rp1"		2265069008					5	40	pc.
35 Rp1 $\frac{1}{4}$ "		2265069009					5	20	pc.
42 Rp1 $\frac{1}{2}$ "		2265069010					1	10	pc.
54 Rp2"		2265069011					1	8	pc.



### Male elbow 90°

GROUP: P

Size [mm]	*	Code							UM
12 R $\frac{1}{2}$ "		2265070001					5	150	pc.
15 R $\frac{3}{8}$ "		2265070002					5	100	pc.
15 R $\frac{1}{2}$ "		2265070003					10	50	pc.
18 R $\frac{1}{2}$ "		2265070004					5	25	pc.
18 R $\frac{3}{4}$ "		2265070005					5	75	pc.
22 R $\frac{3}{4}$ "		2265070006					5	25	pc.
28 R1"		2265070007					5	25	pc.
35 R1 $\frac{1}{4}$ "		2265070008					5	20	pc.
42 R1 $\frac{1}{2}$ "		2265070009					1	15	pc.
54 R2"		2265070010					1	10	pc.



### Female tee



GROUP: P

Size [mm]	*	Code							UM
12 Rp $\frac{1}{2}$ "		2265258000					5	75	pc.
15 Rp $\frac{1}{2}$ "		2265258001					5	50	pc.
18 Rp $\frac{1}{2}$ "		2265258002					5	50	pc.
22 Rp $\frac{1}{2}$ "		2265258003					5	50	pc.
22 Rp $\frac{3}{4}$ "		2265258004					5	40	pc.
28 Rp $\frac{1}{2}$ "		2265258005					5	20	pc.
28 Rp $\frac{3}{4}$ "		2265258006					5	25	pc.
35 Rp $\frac{1}{2}$ "		2265258007					5	15	pc.
42 Rp $\frac{1}{2}$ "		2265258008					1	15	pc.
54 Rp $\frac{1}{2}$ "		2265258009					1	5	pc.
76,1 Rp $\frac{1}{2}$ "		2265258010					-	1	pc.
108 Rp $\frac{1}{2}$ "		2265258011					-	1	pc.

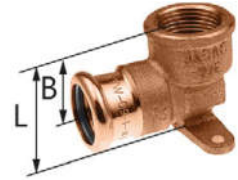


### Female directly fixed wallplate elbow - L = 35 mm

GROUP: P


Size [mm]	*	Code			UM
12 Rp½"		2265286000	5	50	pc.
15 Rp½"		2265286001	10	80	pc.

**Note:**  
2265286000: Size B = 25 mm  
2265286001: Size B = 20 mm.

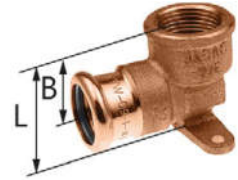


### Female directly fixed wallplate elbow - L = 39 mm

GROUP: P

Size [mm]	*	Code			UM
18 Rp½"		2265286002	5	50	pc.

**Note:**  
Size B = 24 mm.

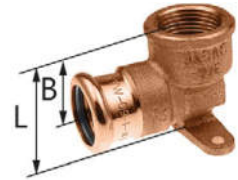


### Female directly fixed wallplate elbow - L = 45 mm

GROUP: P

Size [mm]	*	Code			UM
22 Rp¾"		2265286003	5	50	pc.

**Note:**  
Size B = 27 mm.

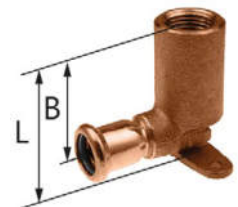


### Female wallplate elbow - L = 56 mm

GROUP: P

Size [mm]	*	Code			UM
15 Rp½"		2265286004	5	40	pc.

**Note:**  
Size B = 48 mm.



### Metal bent mounting plate with female wallplate elbows - L = 153 mm

GROUP: P

Size [mm]	*	Code			UM
15 Rp½"		2265286006	5	10	pc.

**Note:**  
Size A = 39 mm.



 coil  bar  pipes in tube  bag  carton box  pallet **N** new **i** available soon

\* custom-made - lead time max 4 weeks | \*\* availability as agreed | \*\*\* while stock lasts



### Metal bent mounting plate with female wallplate elbows - L = 120 mm

GROUP: P

Size [mm]	*	Code			UM
12 Rp $\frac{3}{8}$ "		2265286005	5	10	pc.

Note:  
Size A = 45 mm.



### Crossover 180°

GROUP: P

Size [mm]	*	Code			UM
15		2265022000	5	75	pc.
18		2265022001	10	40	pc.
22		2265022002	5	30	pc.



### Plain end crossover

GROUP: P

Size [mm]	*	Code			UM
15		2265022003	5	50	pc.
18		2265022004	5	50	pc.
22		2265022005	5	20	pc.



### Crossover

GROUP: P

Size [mm]	*	Code			UM
15		2265022006	10	50	pc.
18		2265022007	10	50	pc.
22		2265022008	10	40	pc.



### Bend 90°

GROUP: P



Size [mm]	*	Code			UM
15		2265011000	20	80	pc.
22		2265011001	10	30	pc.
28		2265011002	10	20	pc.

coil bar pipes in tube bag carton box pallet **N** new available soon

\* custom-made - lead time max 4 weeks | \*\* availability as agreed | \*\*\* while stock lasts

## Stop end


GROUP: P

Size [mm]	*	Code			UM
12		2265250009	10	350	pc.
15		2265250000	10	250	pc.
18		2265250001	10	200	pc.
22		2265250002	10	150	pc.
28		2265250003	5	75	pc.
35		2265250004	2	40	pc.
42		2265250005	1	20	pc.
54		2265250006	1	15	pc.
66,7		2265250010	-	1	pc.
76,1		2265250007	-	1	pc.
88,9		2265250011	-	1	pc.
108		2265250008	-	1	pc.

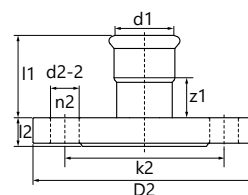


## Flange PN16

GROUP: P


Size [mm]	*	Code		UM
66,7 DN65		2265091000	1	pc.
76,1 DN65		2265091004	1	pc.
76,1 DN80		2265091001	1	pc.
88,9 DN80		2265091002	1	pc.
108 DN100		2265091003	1	pc.

Code	Size	l1	l2	z1	k2	D2	d2-2	n2
2265091000	66,7 DN65 PN16	84	19	34	145	185	18	4
2265091004	76,1 DN65 PN16	84	19	34	145	185	18	4
2265091001	76,1 DN80 PN16	84	19	34	160	200	18	8
2265091002	88,9 DN80 PN16	92	21	30	160	200	18	8
2265091003	108 DN100 PN16	103	23	36	160	220	18	8

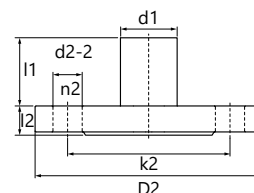


## Plain end flange PN16

GROUP: P

Size [mm]	*	Code		UM
66,7 DN65		2265091005	1	pc.
76,1 DN80		2265091006	1	pc.
108 DN100		2265091007	1	pc.

Code	Size	l1	l2	k2	D2	d2-2	n2
2265091005	66,7 DN65 PN16	93	19	145	185	18	4
2265091006	76,1 DN80 PN16	94	19	160	200	18	8
2265091007	108 DN100 PN16	118	23	180	220	18	8



 coil  bar  pipes in tube  bag  carton box  pallet  new  available soon



\* custom-made - lead time max 4 weeks | \*\* availability as agreed | \*\*\* while stock lasts

## Accessories



### O-Ring EPDM Copper



GROUP: P

Size [mm]	*	Code			UM
12		<b>2265182005</b>	20	1000	pc.
15		<b>2265182006</b>	20	600	pc.
18		<b>2265182007</b>	20	500	pc.
22		<b>2265182008</b>	20	500	pc.
28		<b>2265182009</b>	20	400	pc.
35		<b>2265182010</b>	20	400	pc.
42		<b>2265182011</b>	20	300	pc.
54		<b>2265182012</b>	20	-	pc.
66,7		<b>2265182004</b>	5	-	pc.
76,1		<b>2265182001</b>	5	-	pc.
88,9		<b>2265182002</b>	5	-	pc.
108		<b>2265182003</b>	5	-	pc.



### O-Ring FPM Copper

GROUP: P

Size [mm]	*	Code			UM
12		<b>2265182013</b>	20	1000	pc.
15		<b>2265182014</b>	20	600	pc.
18		<b>2265182015</b>	20	500	pc.
22		<b>2265182016</b>	20	500	pc.
28		<b>2265182017</b>	20	400	pc.
35		<b>2265182018</b>	20	400	pc.
42		<b>2265182019</b>	20	300	pc.
54		<b>2265182020</b>	20	300	pc.


 coil 
  bar 
  pipes in tube 
  bag 
  carton box 
  pallet 
  new 
  available soon

\* custom-made - lead time max 4 weeks | \*\* availability as agreed | \*\*\* while stock lasts

## Tools

### Roller cutter for pipes


GROUP: K

Range [mm]	*	Code		UM
12-54		1948267025	1	pc.
35-108		1948267027	1	pc.



### Cutting wheel for roller cutter

GROUP: K

Range [mm]	*	Code		UM
12-108		1941267037	1	pc.

Intended for roller cutters, codes 1948267025, 1948267027.



### Pipe cutting machine

GROUP: K

Range [mm]	*	Code		UM
22-108		1948183001	1	pc.

**Note:**  
The set includes a cutting wheel.



### Cutting wheel for pipe cutting machine

GROUP: K

Range [mm]	*	Code		UM
22-108		1941267041	1	pc.

Intended for pipe cutting machines, codes 1948183001, 1948267034.



 coil 
  bar 
  pipes in tube 
  bag 
  carton box 
  pallet 
  new 
  available soon

\* custom-made - lead time max 4 weeks | \*\* availability as agreed | \*\*\* while stock lasts



### Deburrer for pipes

GROUP: K

Range [mm]	*	Code		UM
12-54		1905267012	1	pc.



### Tool set - KAN-therm Mini battery press tool + "M" profile jaws

GROUP: K

Range [mm]	*	Code		UM
N 15-28		1936055009	1	pc.

Each set includes:

- 1936055008 - KAN-therm Mini press tool - 1 pc.
- 1936267278 - Jaws SBM M15 - 1 pc.
- 1936267279 - Jaws SBM M18 - 1 pc.
- 1936267280 - Jaws SBM M22 - 1 pc.
- 1936267282 - Jaws SBM M28 - 1 pc.
- 1967267023 - Battery for battery-powered tools - 2 pcs.
- 1967267024 - Charger LGML1 ~230V 35W
- Case - 1 pc.



### KAN-therm AC 3000 electric press tool

GROUP: K

Range [mm]	*	Code		UM
N 15-54		1936267239	1	pc.

**Note:**

The press tool is sold in a case.



### KAN-therm DC 4000 battery press tool

GROUP: K

Range [mm]	*	Code		UM
N 15-54		1936267238	1	pc.

**Note:**

The press tool is sold with a battery, charger and case.




### Charger for KAN-therm DC 4000 battery press tool

GROUP: K

Version	*	Code		UM
N 10,8-36 V		1936267267	1	pc.

### Battery for KAN-therm DC 4000 press tool


GROUP: K

Version	*	Code		UM
N 18 V / 4 Ah		1936267266	1	pc.



### KAN-therm "M" profile press jaws

GROUP: K

Size [mm]	*	Code		UM
N 15		1936267249	1	pc.
N 18		1936267250	1	pc.
N 22		1936267251	1	pc.
N 28		1936267252	1	pc.
N 35		1936267253	1	pc.



**Note:**

The jaws work with KAN-therm AC ECO, AC 3000, DC 4000 drives.

### KAN-therm "M" profile collar

GROUP: K

Size [mm]	*	Code		UM
N 42		1936267283	1	pc.
N 54		1936267284	1	pc.



**Note:**

Use KAN-therm "M" profile collar jaws with KAN-therm ZBS1 adapter for KAN-therm press tools: AC ECO (Steel, Inox), AC 3000 (Steel, Inox, Copper), DC 4000 (Steel, Inox, Copper).

### ZBS1 adapter for KAN-therm "M" profile collar jaws

GROUP: K

Range [mm]	*	Code		UM
N 42 - 54		1936267285	1	pc.

**Note:**

Use adapter ZBS1 KAN-therm for KAN-therm press tools: AC ECO (Steel, Inox), AC 3000 (Steel, Inox, Copper), DC 4000 (Steel, Inox, Copper).



### REMS Power-Press ACC electric press tool

GROUP: K

Range [mm]	*	Code		UM
12-54		1936267219	1	pc.

**Note:**

The press tool is sold with a case.



 coil  bar  pipes in tube  bag  carton box  pallet **N** new  available soon

\* custom-made - lead time max 4 weeks | \*\* availability as agreed | \*\*\* while stock lasts



### REMS Power-Press SE Basic Pack electric press tool

GROUP: K

Range [mm]	*	Code		UM
12-54		1936267160	1	pc.

**Note:**  
The press tool is sold with a case.  
The set does not include jaws.



### REMS Akku Press battery press tool

GROUP: K

Range [mm]	*	Code		UM
12-54		1936267152	1	pc.

**Note:**  
The press tool is sold with a battery, charger and case.



### REMS "M" profile press jaws

GROUP: K

Size [mm]	*	Code		UM
12		1948267046	1	pc.
15		1948267048	1	pc.
18		1948267052	1	pc.
22		1948267056	1	pc.
28		1948267061	1	pc.
35		1948267065	1	pc.
42		1948267067	1	pc.
54		1948267069	1	pc.

**Note:**  
The jaws work with Power-Press SE, Akku-Press, Power-Press ACC drives.



### Novopress tool set - ACO103 BT battery press tool + "M" profile jaws

GROUP: K


Range [mm]	*	Code		UM
15-28	*	1948055008	1	pc.

- Each set includes:
- Battery press tool - 1 pc.
  - 1948267093 - Jaws M15 for press tool - 1 pc.
  - 1948267095 - Jaws M18 for press tool - 1 pc.
  - 1942121002 - Jaws M22 for press tool - 1 pc.
  - 1948267097 - Jaws M28 for press tool - 1 pc.
  - 1938267047 - Charger - 1 pc.
  - 1938267002 - Battery 2 Ah - 2 pcs.
  - Case



## Novopress EFP203 electric press tool

GROUP: K

Range [mm]	*	Code		UM
12-54		1948267210	1	pc.


**Note:**

The press tool is sold with a plastic case.



## Novopress ACO203XL BT press tool

GROUP: K

Range [mm]	*	Code		UM
12-108		1948267181	1	pc.


Each set includes:

- Battery press tool - 1 pc.
- Battery 18 V/ 5.0 Ah Li-Ion Milwaukee - 2 pcs.
- Charger - 1 pc.
- Lubricant - 1 pc.
- Plastic case



## Novopress PB2 "M" profile press jaws

GROUP: K

Size [mm]	*	Code		UM
12		1948267134	1	pc.
15		1948267135	1	pc.
18		1948267137	1	pc.
22		1948267139	1	pc.
28		1948267141	1	pc.
35		1948267143	1	pc.


**Note:**

The jaws work with EFP203 and ACO203XL drives.



## Novopress "M" profile Snap On collar

GROUP: K

Size [mm]	*	Code		UM
42		1948267119	1	pc.
54		1948267121	1	pc.
66,7	*	1948267089	1	pc.
76,1		1948267145	1	pc.
88,9		1948267044	1	pc.
108×1,5		1905267017	1	pc.
108×2,0		1948267038	1	pc.

**Note:**

- Use jaws for diameters 66,7, 76,1 and 88,9 mm with adapter ZB221 for ACO203XL.
- Use the jaw with a diameter of 66,7 mm with adapter ZB323 for ECO301.
- Use the jaw with a diameter of 108 mm with adapter ZB221 and ZB222 for ACO203XL.
- Use 108×1,5 (1905267017) jaw for copper 108×1,5 mm pipes.
- Use 108×2,0 (1948267038) jaw for copper 108×2,0 mm pipes.





### Novopress ZB203 adapter

GROUP: K

Range [mm]	*	Code		UM
42-54		1948267000	1	pc.

**Note:**  
 Adapter for EFP203 and ACO203XL drives.  
 Press: 50-63 mm  
 Steel & Inox: 35-54 mm  
 Copper: 42-54 mm



### Novopress ZB221 Adapter

GROUP: K

Range [mm]	*	Code		UM
66,7-108		1948267005	1	pc.

**Note:**  
 Adapter for ACO203XL drive.  
 For a diameter of 108 mm, adapter ZB221 is used to make the first crimp, and adapter ZB222 for the second crimp.



### Novopress ZB222 Adapter

GROUP: K

Range [mm]	*	Code		UM
66,7-108		1948267007	1	pc.

**Note:**  
 Adapter for ACO203XL drive.  
 For a diameter of 108 mm, adapter ZB221 is used to make the first crimp, and adapter ZB222 for the second crimp.



Install your **future**



SYSTEM **KAN-therm**

# Surface heating and cooling

Comfort and efficiency

EN 23/05

# Table of contents

## Surface heating and cooling in **KAN-therm** system


Wall/ceiling heating and cooling .....	<b>157</b>
Floor/wall heating and cooling .....	<b>160</b>
Tacker - pipe mounting system .....	<b>164</b>
Rail - pipe mounting system .....	<b>167</b>
Profil - pipe mounting system .....	<b>168</b>
TBS - pipe mounting system .....	<b>169</b>
NET - pipe mounting system .....	<b>170</b>
Floor heating accessories .....	<b>172</b>
Manifolds and manifold accessories .....	<b>175</b>
Floor heating cabinets .....	<b>187</b>
Basic+ - automation components .....	<b>189</b>
Smart - automation components .....	<b>193</b>
Controllers, additional accessories and tools .....	<b>196</b>

# Surface heating and cooling in KAN-therm system

## Wall/ceiling heating and cooling


### Wall heating panel with PB 8×1 pipe

GROUP: A

Size [mm]	*	Code		UM
2000×625 (100%)		1800188022	1	m <sup>2</sup>
2000×625 (75%)		1800188023	1	m <sup>2</sup>
2000×310 (100%)		1800188024	1	m <sup>2</sup>
2000×310 (75%)		1800188025	1	m <sup>2</sup>
1000×625 (100%)		1800188026	1	m <sup>2</sup>
625×1250 (100%)		1800188027	1	m <sup>2</sup>

**Note:**

Percentage values indicate usable heating areas.



### Cover panel

GROUP: A

Size [mm]	*	Code		UM
2000×625		1800188020	1	m <sup>2</sup>



### Grooved panel

GROUP: A

Size [mm]	*	Code		UM
2000×625		1800188021	1	m <sup>2</sup>



### Polyurethane adhesive

GROUP: A

Capacity	*	Code		UM
310 ml		1800183002	1	pc.



 coil 
  bar 
  pipes in tube 
  bag 
  carton box 
  pallet 
  new 
  available soon

\* custom-made - lead time max 4 weeks | \*\* availability as agreed | \*\*\* while stock lasts



### Pilot curve for pipe - 8x1

GROUP: A

Size [mm]	*	Code			UM
8x1		1800011000	100	3000	pc.



### Mounting rail for pipe fastening 8x1

GROUP: A

Size [m]	*	Code			UM
2		1800209031	2	100	m



### PB pipe with EVOH layer - coil

GROUP: C

Size [mm]	*	Code			UM
8x1,0		1829197016	600	8400	m

**Note:**  
Application class (acc. to ISO 10508) 4; 10 bar.



### Brass tee Press/Click

GROUP: F

Size [mm]	*	Code			UM
16x8x16		1809257000	5	60	pc.



### Brass coupling Press/Click

GROUP: F

Size [mm]	*	Code			UM
16x8		1809042001	20	200	pc.

coil bar pipes in tube bag carton box pallet **N** new available soon

\* custom-made - lead time max 4 weeks | \*\* availability as agreed | \*\*\* while stock lasts

### Brass nickel-plated eurocone adapter Click

GROUP: F

Size [mm]	*	Code			UM
8x1 / G3/4"		1809271000	15	150	pc.



### Straight brass coupling Click

GROUP: F

Size [mm]	*	Code			UM
8x1		1809042000	20	200	pc.



 coil  bar  pipes in tube  bag  carton box  pallet **N** new  available soon

\* custom-made - lead time max 4 weeks | \*\* availability as agreed | \*\*\* while stock lasts

## Floor/wall heating and cooling



### bluePERT pipe

GROUP: C

Size [mm]	*	Code			UM
12×2,0	***	1829198152	80	1600	m
12×2,0		1829198153	200	4000	m
14×2,0		1829198182	600	3000	m
16×2,0		1829198175	200	3000	m
16×2,0		1829198183	600	2400	m
18×2,0		1829198176	200	3000	m
18×2,0		1829198164	600	2400	m
20×2,0		1829198178	200	1800	m
20×2,0		1829198179	300	2100	m
20×2,0		1829198180	600	1800	m
25×2,5	**	1829198181	220	880	m

**Note:**  
Application class 4; 6 bar.



### PEXC pipe - coil

GROUP: C

Size [mm]	*	Code			UM
12×2,0		1129200055	200	4000	m
14×2,0		1129200056	200	4000	m
16×2,0		1829200009	200	3000	m
20×2,0		1029200000	200	2000	m

**Note:**  
Diameter 12×2,0 - 16×2,0 mm application class (acc. to ISO 10508) 4; 10 bar.  
Diameter 20×2,0 mm application class (acc. to ISO 10508) 4; 8 bar.



### PERT pipe - coil

GROUP: C

Size [mm]	*	Code			UM
12×2,0		1129198094	200	3000	m
14×2,0		1129198076	200	4000	m
16×2,0		1029198001	200	3000	m
18×2,0		1129198096	200	3000	m
20×2,0		1029198000	200	1800	m
25×3,5		1129198070	50	1000	m

**Note:**  
Diameter 20×2,0 mm application class (acc. to ISO 10508) 4; 8 bar.  
Other diameters application class (acc. to ISO 10508) 4; 10 bar.



### PERTAL pipe - coil

GROUP: B

Size [mm]	*	Code			UM
16×2,0		1029196031	600	2400	m
16×2,0		1029196123	200	3000	m
20×2,0		1029196092	100	1500	m

**Note:**  
Application class (acc. to ISO 10508) 4; 10 bar.

coil bar pipes in tube bag carton box pallet **N** new available soon

\* custom-made - lead time max 4 weeks | \*\* availability as agreed | \*\*\* while stock lasts



## bluePERTAL pipe

GROUP: C


Size [mm]	*	Code			UM
N 16×2,0		1829198200	200	3000	m
N 16×2,0		1829198201	600	2400	m

**Note:**  
Application class 4; 6 bar.



## Brass female eurocone adapter for PERT and PEXC pipes

GROUP: A



Size [mm]	*	Code			UM
12×2,0 G½"		1110271002	15	300	pc.
12×2,0 G¾"		1110271003	10	150	pc.
14×2,0 G½"		1110271000	15	300	pc.
14×2,0 G¾"		1110271005	10	150	pc.
16×2,0 G¾"		1110271010	10	150	pc.
18×2,0 G¾"		1110271006	10	150	pc.
18×2,5 G¾"	***	1110271008	10	150	pc.
20×2 G¾"		1110271011	10	150	pc.
25×3,5 G1"		1110271001	5	80	pc.

**Note:**  
The adapter makes it possible to connect PEXC and PERT pipes with manifolds (equipped with nipples), nipples and fittings for adapter connections.



## Compression ring

GROUP: A



Size [mm]	*	Code			UM
12		1110226001	100	1000	pc.
14		1110226002	10	500	pc.
16		1110226000	10	600	pc.
18		1110226004	10	500	pc.
20		1110226006	100	1000	pc.
25		1110226003	5	300	pc.

**Note:**  
Use for all brass threaded couplings (connectors, adapters) except for plastic threaded couplings.



## Brass female inlet connection for PERTAL pipes

GROUP: A

Size [mm]	*	Code			UM
16 G½"		1010040003	10	160	pc.
16 G¾"		1010040006	10	120	pc.
20 G¾"		1010040011	10	120	pc.
20 G1"		1010040008	5	80	pc.
25 G1"		1010040013	10	80	pc.
26 G1"		1010040015	5	80	pc.

**Note:**  
The above elements are available as nickel-plated on special request (delivery time - 4 weeks).



 coil  bar  pipes in tube  bag  carton box  pallet **N** new **i** available soon

\* custom-made - lead time max 4 weeks | \*\* availability as agreed | \*\*\* while stock lasts



### PPSU female universal eurocone adapter

GROUP: A

Size [mm]	*	Code			UM
16 G $\frac{3}{4}$ "		1010271005	10	150	pc.

**Note:**  
The adapter works with PEXC, PERT and PERTAL pipes.



### Brass female eurocone adapter for PERTAL pipes

GROUP: A

Size [mm]	*	Code			UM
16 G $\frac{1}{2}$ "		1010271001	10	160	pc.
16 G $\frac{3}{4}$ "		1010271002	10	150	pc.
20 G $\frac{3}{4}$ "		1010271008	10	120	pc.

**Note:**  
adapters are compatible with fittings for adapter connections, manifolds through manifold nipples.



### Threaded male brass connector for PERTAL pipes

GROUP: A

Size [mm]	*	Code			UM
16 G $\frac{1}{2}$ "		1010045000	10	150	pc.
16 G $\frac{3}{4}$ "		1010045001	10	150	pc.

**Note:**  
This fitting is adapted for direct screwing into the manifold beam - sealing of the connection in the manifold is done by means of an O-Ring seal.



### Brass threaded connector for PEXC and PERT pipes

GROUP: A

Size [mm]	*	Code			UM
12x2,0		1110042003	10	120	pc.
14x2,0		1110042005	10	120	pc.
16x2,0		1110042006	10	150	pc.
18x2,0		1110042008	10	120	pc.
20x2,0	*	1110245000	10	120	pc.
25x3,5		1110042012	5	60	pc.

**Note:**  
The coupling is used in repairs (pipes damaged by drilling etc.) and to connect long pipe sections.



### Brass coupling

GROUP: A

Size [mm]	*	Code			UM
12x2,0		1109042008	50	700	pc.

## PPSU coupling

GROUP: A

Size [mm]	*	Code			UM
14x2,0		1109042002	10	160	pc.
18x2,0		1109042004	10	160	pc.
25x3,5		1109042007	5	80	pc.



## PVDF ring

GROUP: A

Size [mm]	*	Code			UM
14x2,0	***	1109226017	50	700	pc.
18x2,0 / 18x2,5	***	1109226018	50	500	pc.
25x3,5	***	1109226019	20	200	pc.

**Note:**  
The ring is made of PVDF. Used for PEXC or PERT pipes with the EVOH layer.  
When assembling Push connectors, use tools with appropriate inserts.



## Brass ring

GROUP: A

Size [mm]	*	Code			UM
12x2,0		1109226003	50	700	pc.
14x2,0		1109226004	50	700	pc.
18x2,0 / 18x2,5		1109226006	50	500	pc.
25x3,5		1109226009	20	200	pc.

**Note:**  
Used for PEXC or PERT pipes with the EVOH layer.  
When assembling Push connectors, use tools with appropriate inserts.  
Place the brass ring with the chamfered edge towards the fitting to be connected.



## PPSU coupling

GROUP: F

Size [mm]	*	Code			UM
16x2,0		1009042013	10	160	pc.
20x2,0		1009042015	10	150	pc.
25x2,5		1009042017	5	60	pc.

**Note:**  
Tools for assembling couplings are available in the System KAN-therm ultraPRESS section.



## Brass coupling

GROUP: F

Size [mm]	*	Code			UM
14x2,0	*	1009042024	10	160	pc.

**Note:**  
Tools for assembling couplings are available in the System KAN-therm ultraPRESS section.



## Tacker - pipe mounting system



### Foamed polystyrene board EPS100 038 (PS20) 5 m<sup>2</sup> sheet with metallized foil

GROUP: A1

Size	*	Code		UM
20 mm (1×5 m)	***	1818211034	1	pc.
30 mm (1×5 m)	***	1818211027	1	pc.



### Foamed polystyrene board EPS100 038 (PS20) 5 m<sup>2</sup> sheet with laminated foil

GROUP: A1

Size	*	Code		UM
30 mm (1×5 m)	***	1818211036	1	pc.
50 mm (1×5 m)		1818211647	5	m <sup>2</sup>



### Foamed polystyrene board EPS200 036 (PS30) 5 m<sup>2</sup> sheet with metallized foil

GROUP: A1

Size	*	Code		UM
30 mm (1×5 m)	***	1818211013	1	pc.



### Foamed polystyrene board EPS100 038 (PS20) 10 m<sup>2</sup> (cube) sheet with metallized foil

GROUP: A1

Size	*	Code		UM
<b>N</b> 20 mm (1×10 m)		1818211639	10	m <sup>2</sup>
<b>N</b> 30 mm (1×10 m)		1818211638	10	m <sup>2</sup>

 coil 
  bar 
  pipes in tube 
  bag 
  carton box 
  pallet 
 **N** new 
  available soon

\* custom-made - lead time max 4 weeks | \*\* availability as agreed | \*\*\* while stock lasts

**Foamed polystyrene board EPS100 038 (PS20) 10 m<sup>2</sup> (cube) sheet with laminated foil**

**GROUP: A1**



Size	*	Code		UM
30 mm (1×10 m)		1818211640	10	m <sup>2</sup>

**Foamed polystyrene board EPS T-30 dB (sound-absorbing) 5 m<sup>2</sup> sheet with metallized foil**

**GROUP: A1**



Size	*	Code		UM
35-3 mm (1×5 m)	***	1818211006	1	pc.

**Note:** Dimension includes change in thickness caused by load.

**Laminated foil for KAN-therm Tacker system**

**GROUP: A**



Size	*	Code		UM
130 μm (50 x 1,03 m)		1800183000	50	m

**Adhesive tape with KAN-therm logo**

**GROUP: A**



Size [m]	*	Code		UM
60		1800183013	1	pc.

**U42 clips for tacker assembly (50 pcs. block)**

**GROUP: A**



Size	*	Code		UM
14-18 (42 mm) 1000 pc.		1800191001	1	pack.
14-18 (42 mm) 300 pc.		1800191010	1	pack.

coil bar pipes in tube bag carton box pallet new available soon

\* custom-made - lead time max 4 weeks | \*\* availability as agreed | \*\*\* while stock lasts



### U42 clips for tacker assembly (30 pcs. block)

GROUP: A

Size	*	Code		UM
20 (42 mm) 300 pc.		1800191006	1	pack.



### U42 welded clips for tacker assembly (25 pcs. block)

GROUP: A

Size	*	Code		UM
<b>N</b> 14-18 (42 mm) 300 pc.		1800191031	1	pack.



### U42 clips for manual assembly

GROUP: A

Size	*	Code			UM
14-18 (42 mm) 100 pc.		1800191000	1	30	pack.
14-18 (42 mm) 200 pc.		1800191002	1	15	pack.



### U55 clips for tacker assembly (25 pcs. block)

GROUP: A

Size	*	Code		UM
14-18 (55 mm) 500 pc.		1800191021	1	pack.



### U55 welded clips for tacker assembly (25 pcs. block)

GROUP: A

Size	*	Code		UM
<b>N</b> 14-18 (55 mm) 300 pc.		1800191032	1	pack.

coil 
 bar 
 pipes in tube 
 bag 
 carton box 
 pallet 
 **N** new 
 available soon

\* custom-made - lead time max 4 weeks | \*\* availability as agreed | \*\*\* while stock lasts

## Rail - pipe mounting system

### Mounting rail for pipes

GROUP: A

Pipe size [mm]	*	Code		UM
16		1800209027	2	m
18		1800209028	2	m

**Note:**

Mounting rails make it possible to lay pipes with 5 cm spacing.  
 Rail dimensions [height x length]:  
 1800209027 - 25 mm x 2 m  
 1800209028 - 25 mm x 2 m



### Mounting rail for pipes

GROUP: A

Pipe size [mm]	*	Code		UM
20		1800209011	2	m

**Note:**

Mounting rails make it possible to lay pipes with 5 cm spacing.  
 Rail dimensions [height x length]:  
 1800209011 - 25 mm x 2 m



### Mounting rail for pipes

GROUP: A

Pipe size [mm]	*	Code		UM
12-17		1800209000	1	m
16-17		1800209001	1	m
12-22		1800209009	1	m
<b>N</b> 25		1800209026	1	m

**Note:**

Rails 1800209000 and 1800209009 make it possible to lay pipes with 10 cm spacing.  
 Rails dimensions [height x length (number of connected sections x length of section)]:  
 1800209000 - 23 mm x 1 m (5 x 0,2 m).  
 1800209001 - 24 mm x 1 m (2 x 0,5 m)  
 1800209009 - 29 mm x 1 m (2 x 0,5 m)  
 1800209026 - 32 mm x 1 m (2 x 0,5 m)



## Profil - pipe mounting system



### Profil1 foamed polystyrene EPS T-24 dB (sound-absorbing) board with PS foil - 1,12 m<sup>2</sup> sheet

GROUP: A1

Size	*	Code		UM
30-2 mm (0,8 × 1,4 m)	*	1818211651	6,72	m <sup>2</sup>

Total thickness of the board with the profiled part is 51 mm.  
Dimension includes change in thickness caused by load.



### Profil2 foamed polystyrene EPS200 036 (PS30) board 1,12 m<sup>2</sup> sheet

GROUP: A1

Size	*	Code		UM
11 mm (0,8 × 1,4 m)		1818211650	14,56	m <sup>2</sup>

Total thickness of the board with the profiled part is 32 mm.



### Profil3 profiled PS foil 1.12 m<sup>2</sup> sheet

GROUP: A1

Size	*	Code		UM
1 mm (0,8 × 1,4 m)	*	1818211652	13,44	m <sup>2</sup>

Total height of the foil with the profiled part is 20 mm.



### Profil4 foamed polystyrene EPS200 board 0.72 m<sup>2</sup> sheet

GROUP: A1

Size	*	Code		UM
22 mm (1,2 × 0,6 m)		1818211646	8,64	m <sup>2</sup>

Total thickness of the board with the profiled part is 43 mm.

 coil  bar  pipes in tube  bag  carton box  pallet **N** new  available soon

\* custom-made - lead time max 4 weeks | \*\* availability as agreed | \*\*\* while stock lasts



## TBS - pipe mounting system

### TBS foamed polystyrene EPS150 036 (PS30) board 0.5 m<sup>2</sup> sheet **GROUP: A1**

Size	*	Code		UM
25 mm (0,5 × 1,0 m)		1818211645	10	m <sup>2</sup>



### TBS metal profile

### **GROUP: A**

Size	*	Code			UM
0,4 mm (1,0 × 0,12 m)		1800213000	1	50	pc.

**Note:**

The profile is made of galvanised steel. The profile works only with 16 mm pipes.




### TBS foamed polystyrene EPS200 036 (PS30) board 0.5 m<sup>2</sup> sheet **GROUP: A1**

Size	*	Code		UM
25 mm (0,5 × 1,0 m)	*	1818211649	12	m <sup>2</sup>



## NET - pipe mounting system



### Steel wire NET

GROUP: A

Size	*	Code		UM
1,2 m × 2,1 m - 2,52 m <sup>2</sup>	*	1800183054	2,52	m <sup>2</sup>

**Note:**  
The net is made of 3 mm thick steel wire. Mesh size - 150×150 mm.



### Grip for fastening pipes on NET

GROUP: A

Size [mm]	*	Code			UM
16-18		1800107001	100	1000	pc.
20	*	1800107002	100	1000	pc.



### Plastic band for fastening pipes on NET

GROUP: A

	*	Code			UM
	*	1800107018	100	1000	pc.



### Fastening band for connecting NETs

GROUP: A

	*	Code		UM
	*	1800183008	100	pc.

## Peg for foil fastening - L = 94 mm

GROUP: A

Size [mm]	*	Code		UM
8		1800183003	100	pc.



 coil  bar  pipes in tube  bag  carton box  pallet **N** new  available soon


\* custom-made - lead time max 4 weeks | \*\* availability as agreed | \*\*\* while stock lasts

## Floor heating accessories



### Corrugated protecting pipe red

GROUP: A

Size [mm]	*	Code		UM
12-14 (23 mm)		1700049067	100	m
16-18 (25 mm)		1700049063	50	m
20 (28 mm)		1700049069	50	m
25-26 (35 mm)		1700049065	50	m
32 (43 mm)		1700049071	50	m
40 (50 mm)		1700049073	25	m


**Note:**

Use in cold and hot potable water installations and central heating as a protecting pipe when pouring concrete over the installation. The values given in parentheses are for the outside diameter of the corrugated protecting pipe.



### Corrugated protecting pipe blue

GROUP: A

Size [mm]	*	Code		UM
12-14 (23 mm)		1700049068	100	m
16-18 (25 mm)		1700049064	50	m
20 (28 mm)		1700049070	50	m
25-26 (35 mm)		1700049066	50	m
32 (43 mm)		1700049072	50	m
40 (50 mm)		1700049074	25	m

**Note:**

Use in cold and hot potable water installations and central heating as a protecting pipe when pouring concrete over the installation. The values given in parentheses are for the outside diameter of the corrugated protecting pipe.



### Concrete additive BETOKAN

GROUP: A

Capacity	*	Code		UM
5 l		1800014003	1	pack.
10 l		1800014001	1	pack.

**Note:**

Use for underfloor heating to improve the strength of concrete.



### Concrete additive BETOKAN Plus

GROUP: A

Capacity	*	Code		UM
10 l		1800014005	1	pack.

**Note:**

Use for underfloor heating to improve the strength of concrete. It makes it possible to reduce the thickness of the screed to 4.5 cm above insulation.


## Fiberglass mesh for floor reinforcement

GROUP: A

Size	*	Code		UM
1×50 m		1800183044	1	m <sup>2</sup>

**Note:**

The mesh used with BETOKAN or BETOKAN Plus increases the flexibility of the screed and provides an excellent protection against creating any possible cracks or offsets (keep the floor surface even). Meshes size 13×13 mm.



## Antifreeze agent for installation

GROUP: A

Version	*	Code		UM
-20 °C - 20 l	*	1800002002	1	pack.
-25 °C - 20 l	*	1800002003	1	pack.
-35 °C - 20 l	*	1800002004	1	pack.

**Note:**

Use for central heating, air-conditioning, cooling and solar installations.



## Edge tape with perforation

GROUP: A

Size [mm]	*	Code		UM
8×150		1818255002	25	m

**Note:**

Use to insulate underfloor heating plates from walls.



## Edge tape with perforation and foil

GROUP: A

Size [mm]	*	Code		UM
8×150		1818255003	25	m

**Note:**

Use to insulate underfloor heating plates from walls.



## Expansion joint profile with feet

GROUP: A

Size [mm]	*	Code		UM
10×150		1800255000	25	m

**Note:**

Use to make expansion joints for underfloor heating plates. The pipes going through the expansion joint should be laid in a corrugated pipe.



 coil  bar  pipes in tube  bag  carton box  pallet **N** new **i** available soon

\* custom-made - lead time max 4 weeks | \*\* availability as agreed | \*\*\* while stock lasts



### Expansion joint - PE foam

GROUP: A

	*	Code		UM
		1800183007	2	m



### Expansion joint - rail

GROUP: A

	*	Code		UM
		1800209029	2	m



### Expansion joint - corrugated pipe

GROUP: A

Size [m]	*	Code		UM
0,4		1700183010	10	pc.



### PE foil

GROUP: A

Size	*	Code		UM
0,2 mm (2,0 × 50 m)		1818183000	100	m <sup>2</sup>


**Note:**

Use as an installation cover before laying dry screed panels.  
 Use as damp-proof insulation of a underfloor heating and cooling plate.  
 Use ad damp-proof insulation under the NET mesh.

## Manifolds and manifold accessories

### InoxFlow manifold with control valves (UVN series)

GROUP: E

Number of circuits (H×W×D) [mm]	*	Code		UM
2 (325×140×84)		1316160022	1	pc.
3 (325×190×84)		1316160023	1	pc.
4 (325×240×84)		1316160024	1	pc.
5 (325×290×84)		1316160025	1	pc.
6 (325×340×84)		1316160026	1	pc.
7 (325×390×84)		1316160027	1	pc.
8 (325×440×84)		1316160028	1	pc.
9 (325×490×84)		1316160029	1	pc.
10 (325×540×84)		1316160030	1	pc.
11 (325×590×84)		1316160031	1	pc.
12 (325×640×84)		1316160032	1	pc.


**Note:**

The manifold works with G $\frac{3}{4}$ " eurocone adapters and G $\frac{3}{4}$ " connectors.  
 Outlets for individual circuits have 50 mm spacing.  
 Manifold supply - upper beam.  
 Return from manifold - lower beam.  
 Beams have G1" female thread.



### InoxFlow manifold with flowmeters (UFN series)

GROUP: E

Number of circuits (H×W×D) [mm]	*	Code		UM
2 (352×140×84)		1316157055	1	pc.
3 (352×190×84)		1316157056	1	pc.
4 (352×240×84)		1316157057	1	pc.
5 (352×290×84)		1316157058	1	pc.
6 (352×340×84)		1316157059	1	pc.
7 (352×390×84)		1316157060	1	pc.
8 (352×440×84)		1316157061	1	pc.
9 (352×490×84)		1316157062	1	pc.
10 (352×540×84)		1316157063	1	pc.
11 (352×590×84)		1316157064	1	pc.
12 (352×640×84)		1316157065	1	pc.

**Note:**


The manifold works with G $\frac{3}{4}$ " eurocone adapters and G $\frac{3}{4}$ " connectors.  
 Outlets for individual circuits have 50 mm spacing.  
 Flowmeter adjustment range 0 - 2.5 l/min.  
 Manifold supply - upper beam.  
 Return from manifold - lower beam.  
 Beams have G1" female thread.





### InnoFlow manifold with servomotor valves and control valves (UVS series)

GROUP: E

Number of circuits (H×W×D) [mm]	*	Code		UM
2 (325×140×84)		1316160033	1	pc.
3 (325×190×84)		1316160034	1	pc.
4 (325×240×84)		1316160035	1	pc.
5 (325×290×84)		1316160036	1	pc.
6 (325×340×84)		1316160037	1	pc.
7 (325×390×84)		1316160038	1	pc.
8 (325×440×84)		1316160039	1	pc.
9 (325×490×84)		1316160040	1	pc.
10 (325×540×84)		1316160041	1	pc.
11 (325×590×84)		1316160042	1	pc.
12 (325×640×84)		1316160043	1	pc.


**Note:**

The manifold works with G $\frac{3}{4}$ " eurocone adapters and G $\frac{3}{4}$ " connectors.  
 Outlets for individual circuits have 50 mm spacing.  
 Use servomotors with M30×1.5 adapter.  
 Manifold supply - upper beam.  
 Return from manifold - lower beam.  
 Beams have G1" female thread.



### InnoFlow manifold with servomotor valves and control valves (UVST series)

GROUP: E

Number of circuits (H×W×D) [mm]	*	Code		UM
2 (336×190×84)		1316157128	1	pc.
3 (336×240×84)		1316157129	1	pc.
4 (336×290×84)		1316157130	1	pc.
5 (336×340×84)		1316157131	1	pc.
6 (336×390×84)		1316157132	1	pc.
7 (336×440×84)		1316157133	1	pc.
8 (336×490×84)		1316157134	1	pc.
9 (336×540×84)		1316157135	1	pc.
10 (336×590×84)		1316157136	1	pc.
11 (336×640×84)		1316157137	1	pc.
12 (336×690×84)		1316157138	1	pc.


**Note:**

The manifold works with G $\frac{3}{4}$ " eurocone adapters and G $\frac{3}{4}$ " connectors.  
 Outlets for individual circuits have 50 mm spacing.  
 Use servomotors with M30×1.5 adapter.  
 Manifold supply - upper beam.  
 Return from manifold - lower beam.  
 Beams have G1" female thread.  
 The supply and return beam have G1" stop end mounted on one side.



## InoxFlow manifold with servomotor valves and flowmeters (UFS series)

GROUP: E

Number of circuits (H×W×D) [mm]	*	Code		UM
2 (352×140×84)		1316157066	1	pc.
3 (352×190×84)		1316157067	1	pc.
4 (352×240×84)		1316157068	1	pc.
5 (352×290×84)		1316157069	1	pc.
6 (352×340×84)		1316157070	1	pc.
7 (352×390×84)		1316157071	1	pc.
8 (352×440×84)		1316157072	1	pc.
9 (352×490×84)		1316157073	1	pc.
9 (352×490×84)		1316157074	1	pc.
11 (352×590×84)		1316157075	1	pc.
12 (352×640×84)		1316157076	1	pc.


**Note:**

The manifold works with G $\frac{3}{4}$ " eurocone adapters and G $\frac{3}{4}$ " connectors.  
 Outlets for individual circuits have 50 mm spacing.  
 Flowmeter adjustment range 0 - 2.5 l/min.  
 Use servomotors with M30×1.5 adapter.  
 Manifold supply - upper beam.  
 Return from manifold - lower beam.  
 Beams have G1" female thread.



## InoxFlow manifold with servomotor valves and flowmeters (UFST series)


GROUP: E

Number of circuits (H×W×D) [mm]	*	Code		UM
2 (362×190×84)		1316157077	1	pc.
3 (362×240×84)		1316157078	1	pc.
4 (362×290×84)		1316157079	1	pc.
5 (362×340×84)		1316157080	1	pc.
6 (362×390×84)		1316157081	1	pc.
7 (362×440×84)		1316157082	1	pc.
8 (362×490×84)		1316157083	1	pc.
9 (362×540×84)		1316157084	1	pc.
10 (362×590×84)		1316157085	1	pc.
11 (362×640×84)		1316157086	1	pc.
12 (362×690×84)		1316157087	1	pc.

**Note:**

The manifold works with G $\frac{3}{4}$ " eurocone adapters and G $\frac{3}{4}$ " connectors.  
 Outlets for individual circuits have 50 mm spacing.  
 Flowmeter adjustment range 0 - 2.5 l/min.  
 Use servomotors with M30×1.5 adapter.  
 Manifold supply - upper beam.  
 Return from manifold - lower beam.  
 Beams have G1" female thread.  
 The supply and return beam have G1" stop end mounted on one side.





## InnoFlow manifold with servomotor valves and flowmeters (UFST MAX series)

GROUP: E

Number of circuits (H×W×D) [mm]	*	Code		UM
2 (362×190×84)		1316157139	1	pc.
3 (362×240×84)		1316157140	1	pc.
4 (362×290×84)		1316157141	1	pc.
5 (362×340×84)		1316157142	1	pc.
6 (362×390×84)		1316157143	1	pc.
7 (362×440×84)		1316157144	1	pc.
8 (362×490×84)		1316157145	1	pc.
9 (362×540×84)		1316157146	1	pc.
10 (362×590×84)		1316157147	1	pc.
11 (362×640×84)		1316157148	1	pc.
12 (362×690×84)		1316157149	1	pc.

**Note:**

The manifold works with G $\frac{3}{4}$ " eurocone adapters and G $\frac{3}{4}$ " connectors.  
 Outlets for individual circuits have 50 mm spacing.  
 Flowmeter adjustment range 0 - 5.0 l/min.  
 Use servomotors with M30×1.5 adapter.  
 Manifold supply - upper beam.  
 Return from manifold - lower beam.  
 Beams have G1" female thread.  
 The supply and return beam have G1" stop end mounted on one side.



## Brass male/female reducer for manifold

GROUP: E

Size	*	Code			UM
G1" / G $\frac{1}{2}$ "		1300220002	10	120	pc.
G1" / G $\frac{3}{4}$ "		1300220003	10	120	pc.

**Note:**

The reducer has an O-Ring seal built-in.  
 When assembling in KAN-therm manifolds, additional sealing is not required.



## Nickel-plated male/female reducer for manifold

GROUP: E

Size	*	Code			UM
G1" / G $\frac{1}{2}$ "		1300220008	10	120	pc.
G1" / G $\frac{3}{4}$ "		1300220009	10	120	pc.

**Note:**

The reducer has an O-Ring seal built-in.  
 When assembling in KAN-therm manifolds, additional sealing is not required.  
 Do not use for potable water.



## Brass male stop end

GROUP: E

Size	*	Code			UM
G1"		1300025002	10	150	pc.

**Note:**

The stop end has an O-Ring seal built-in.  
 When assembling in KAN-therm manifolds, additional sealing is not required.

## Nickel-plated male stop end

GROUP: E

Size	*	Code			UM
G $\frac{3}{4}$ "		1300250021	20	300	pc.
G1"		1300025005	10	120	pc.

**Note:**

The stop end has an O-Ring seal built-in.  
When assembling in KAN-therm manifolds, additional sealing is not required.  
Do not use for potable water.



## Straight valve set SET-P

GROUP: E

Size	*	Code			UM
G1"		1300183006	1	20	set

**Note:**

1" valve set with a union, working with KAN-therm manifolds without additional sealing.  
Use when the manifold is supplied from the side.



## Angle valve set SET-K

GROUP: E

Size	*	Code			UM
G1"		1300183007	1	20	set

**Note:**

1" valve set with a union and elbows, working with KAN-therm manifolds without additional sealing.  
Use when the manifold is supplied from the floor.



## Brass manifold knob

GROUP: E

Size [mm]	*	Code			UM
M28x1,5		1300183001	20	200	pc.
M30x1,5		1300183002	20	200	pc.

**Note:**

Use the knob on thermostatic valves to shut off the flow through the heating loops:  
M28x1.5 - in the manifolds series 71, 75, 73A, 77A  
M30x1.5 - in the manifolds series 73A, 77A, on a thermostatic valve at the inlet to the mixing unit and on servomotor valves of InoxFlow manifolds.



## Nickel-plated manifold knob

GROUP: E

Size [mm]	*	Code			UM
M30x1,5		1300183051	20	200	pc.

**Note:**

Use the knob on thermostatic valves to shut off the flow through the heating loops:  
M28x1.5 - in the manifolds series 71, 75, 73A, 77A  
M30x1.5 - in the manifolds series 73A, 77A, on a thermostatic valve at the inlet to the mixing unit and on servomotor valves of InoxFlow manifolds.





### Brass extension element with flowmeter - L = 50 mm

GROUP: E

Size	*	Code			UM
G1"		1300079049	1	20	pc.

**Note:**  
Use the element with 1" nipple to extend the manifold by one circuit.  
Supply flowmeter adjustment range 0 - 2.5 l/min.



### Brass extension element with control valve - L = 50 mm

GROUP: E

Size	*	Code			UM
G1"		1300079002	1	20	pc.

**Note:**  
Use the element with 1" nipple to extend the manifold by one circuit.



### Brass extension element with servomotor valve - L = 50 mm

GROUP: E

Size	*	Code			UM
G1"		1300079048	1	20	pc.

**Note:**  
Use the element with 1" nipple to extend the manifold by one circuit.  
Use adapters for M30x1.5 servomotors.



### Male nipple with gasket

GROUP: E

Size	*	Code			UM
G1"		1300174028	10	100	pc.

**Note:**  
Use to connect manifolds with extension elements.



### Male nickel-plated nipple with gasket

GROUP: E

Size	*	Code			UM
G1"		1300174042	10	100	pc.

**Note:**  
Do not use for potable water. Use to connect manifolds with extension elements.

## Tee with gasket

GROUP: E

Size	*	Code			UM
G1" / G½" / G½"		1300257001	5	70	pc.

**Note:**

Use the element in manifolds to extend a manifold by one circuit or add an air vent and drain valve.



## Nickel-plated tee with gasket

GROUP: E

Size	*	Code			UM
G1" / G½" / G½"		1300257003	5	70	pc.

**Note:**

Use the element in manifolds to extend a manifold by one circuit or add an air vent and drain valve. Do not use for potable water.



## Brass male stop end

GROUP: E

Size	*	Code			UM
G½"		1709250004	20	300	pc.

**Note:**

The stop end has its O-Ring seal. Use a hex12 Allen wrench for tightening.



## Nickel-plated male stop end

GROUP: E

Size	*	Code			UM
G½"		1300250020	20	300	pc.

**Note:**

The stop end has an O-Ring. Use a hex12 Allen wrench for tightening. Do not use for potable water.



## Tee with air vent and drain valve

GROUP: E

Size	*	Code			UM
G1"		1300257002	1	20	pc.





### Nickel-plated tee with air vent and drain valve

GROUP: E

Size	*	Code			UM
G1"		1300257004	10	80	pc.

**Note:**  
Do not use for potable water.



### Manual air vent

GROUP: E

Size	*	Code			UM
G½"		1300005004	50	500	pc.



### Plastic air vent and drain valve

GROUP: E

Size	*	Code			UM
G½"		1300005003	25	100	pc.



### Metal air vent and drain valve

GROUP: E

Size	*	Code			UM
G½"		1300277000	25	100	pc.



### Air vent with stop valve

GROUP: E

Size	*	Code			UM
G½"		1300005000	1	100	pc.

**Note:**  
The stop valve makes it possible to remove the air vent without the necessity to drain the installation.  
Use tow for sealing.

## Nickel-plated air vent with stop valve

GROUP: E

Size	*	Code			UM
1/2"		1300005006	1	100	pc.

**Note:**

The stop valve makes it possible to remove the air vent without the necessity to drain the installation. Use tow for sealing.



## Dial thermometer - red

GROUP: E

Version	*	Code		UM
100 °C	*	1300264001	1	pc.



## Dial thermometer - blue

GROUP: E

Version	*	Code		UM
100 °C	*	1300264002	1	pc.



## InoxFlow manifold with mixing unit (USVP series)

GROUP: E

Size (H×W×D) [mm]	*	Code		UM
2 (410×451×123)		1316160044	1	pc.
3 (410×501×123)		1316160045	1	pc.
4 (410×551×123)		1316160046	1	pc.
5 (410×601×123)		1316160047	1	pc.
6 (410×651×123)		1316160048	1	pc.
7 (410×701×123)		1316160049	1	pc.
8 (410×751×123)		1316160050	1	pc.
9 (410×801×123)		1316160051	1	pc.
10 (410×851×123)		1316160052	1	pc.


**Note:**

Use adapters for M30×1.5 servomotors on the upper beam.

Use the manifold with an integrated mixing unit in the installations of the maximum heat load up to 15 kW\*.


\*Assuming the following parameters: loop diameter 16×2 mm, loop length up to 100 m, pipe spacing 15 cm, supply/return temperature 40/30°C.

Do not use with low-parameter heat sources.



coil 
 bar 
 pipes in tube 
 bag 
 carton box 
 pallet 
 new 
 available soon

\* custom-made - lead time max 4 weeks | \*\* availability as agreed | \*\*\* while stock lasts



### InoxFlow manifold with mixing unit (USFP series)

GROUP: E

Size (H×W×D) [mm]	*	Code		UM
2 (410×451×123)		1316157088	1	pc.
3 (410×501×123)		1316157089	1	pc.
4 (410×551×123)		1316157090	1	pc.
5 (410×601×123)		1316157091	1	pc.
6 (410×651×123)		1316157092	1	pc.
7 (410×701×123)		1316157093	1	pc.
8 (410×751×123)		1316157094	1	pc.
9 (410×801×123)		1316157095	1	pc.
10 (410×851×123)		1316157096	1	pc.

**Note:**  
Use adapters for M30×1.5 servomotors on the upper beam.



### Electronic pump group

GROUP: E

	*	Code		UM
		1346103000	1	pc.

**Note:**  
Use the manifold with an integrated mixing unit in the installations of the maximum heat load up to 15 kW\*.

\*Assuming the following parameters:  
 ■ loop diameter 16×2 mm,  
 ■ loop length up to 100 m,  
 ■ pipe spacing 15 cm,  
 ■ supply/return temperature 40/30°C.  
 Do not use with low-parameter heat sources.



### Pump group with three-way thermostatic mixing valve - Kvs = 1.6

GROUP: E

Version	*	Code		UM
35-60 °C		1300103001	1	pc.
20-43 °C		1300103003	1	pc.

**Note:**  
Use the manifold with an integrated mixing unit in the installations of the maximum heat load up to 7.5 kW\*.

\*Assuming the following parameters:  
 ■ loop diameter 16×2 mm,  
 ■ loop length up to 100 m,  
 ■ pipe spacing 15 cm,  
 ■ supply/return temperature 40/30°C.



### Pump group with three-way thermostatic mixing valve - Kvs = 2.5

GROUP: E

Version	*	Code		UM
20-43 °C		1346103005	1	pc.


**Note:**  
Use the manifold with an integrated mixing unit in the installations of the maximum heat load up to 15 kW\*.

\*Assuming the following parameters:  
 ■ loop diameter 16×2 mm,  
 ■ loop length up to 100 m,  
 ■ pipe spacing 15 cm,  
 ■ supply/return temperature 40/30°C.



## Brass manifold with servomotor valves and flowmeters (75A series)


GROUP: E


Number of circuits (H×W×D) [mm]	*	Code		UM
2 (100×330×80)		1346157011	1	pc.
3 (150×330×80)		1346157012	1	pc.
4 (200×330×80)		1346157013	1	pc.
5 (250×330×80)		1346157014	1	pc.
6 (300×330×80)		1346157015	1	pc.
7 (350×330×80)		1346157016	1	pc.
8 (400×330×80)		1346157017	1	pc.
9 (450×330×80)		1346157018	1	pc.
10 (500×330×80)		1346157019	1	pc.
11 (550×330×80)		1346157020	1	pc.
12 (600×330×80)		1346157021	1	pc.



## Plastic manifold 1 1/2" x 3/4"

GROUP: E

	Number of circuits	*	Code		UM
<b>N</b>	2	*	1328155000	1	pc.
<b>N</b>	3	*	1328155001	1	pc.
<b>N</b>	4	*	1328155002	1	pc.
<b>N</b>	5	*	1328155003	1	pc.
<b>N</b>	6	*	1328155004	1	pc.
<b>N</b>	7	*	1328155005	1	pc.
<b>N</b>	8	*	1328155006	1	pc.
<b>N</b>	9	*	1328155007	1	pc.
<b>N</b>	10	*	1328155008	1	pc.
<b>N</b>	11	*	1328155009	1	pc.
<b>N</b>	12	*	1328155010	1	pc.
<b>N</b>	13	*	1328155011	1	pc.
<b>N</b>	14	*	1328155012	1	pc.
<b>N</b>	15	*	1328155013	1	pc.
<b>N</b>	16	*	1328155014	1	pc.



## Plastic manifold 1 1/2" x 1"

GROUP: E

	Number of circuits	*	Code		UM
<b>N</b>	2	*	1328155015	1	pc.
<b>N</b>	3	*	1328155016	1	pc.
<b>N</b>	4	*	1328155017	1	pc.
<b>N</b>	5	*	1328155018	1	pc.
<b>N</b>	6	*	1328155019	1	pc.
<b>N</b>	7	*	1328155020	1	pc.
<b>N</b>	8	*	1328155021	1	pc.
<b>N</b>	9	*	1328155022	1	pc.
<b>N</b>	10	*	1328155023	1	pc.
<b>N</b>	11	*	1328155024	1	pc.
<b>N</b>	12	*	1328155025	1	pc.
<b>N</b>	13	*	1328155026	1	pc.
<b>N</b>	14	*	1328155027	1	pc.
<b>N</b>	15	*	1328155028	1	pc.
<b>N</b>	16	*	1328155029	1	pc.



 coil  bar  pipes in tube  bag  carton box  pallet **N** new  available soon

\* custom-made - lead time max 4 weeks | \*\* availability as agreed | \*\*\* while stock lasts



### Straight thermostatic valve - M30×1,5

**GROUP: A**

Size	*	Code		UM
Rp1/2"		1700277001	1	pc.

**Note:**  
Used as a service element for manifolds series 73E and 77E, as well as KAN-therm pump groups.  
By using M30x1.5 adapter, electric servomotor and room thermostat, it can be used to adjust temperature for a whole area.



### Straight return valve with pre-set

**GROUP: A**

Size	*	Code		UM
Rp1/2"		1700277000	1	pc.

**Note:**  
Used as a service element for manifolds series 73E and 77E, as well as KAN-therm pump groups.  
It enables hydraulic regulation of surface heating installations - setting supply temperature of heating loops.



### Thermostatic head with pad

**GROUP: A**

Size [mm]	*	Code		UM
M30×1,5		1802108006	1	pc.

**Note:**  
The element is intended for manifolds series 73E and 77E, as well as KAN-therm pump groups - it works as a protection against exceeding a temperature in a surface heating installation.



### Thermostatic head with pad for InoxFlow manifolds

**GROUP: A**



Size [mm]	*	Code		UM
M30×1,5		1802108008	1	pc.

**Note:**  
The element is intended for manifolds series USVP and USFP, as well as KAN-therm pump groups - it works as a protection against exceeding a temperature in a surface heating installation.

## Floor heating cabinets

### Recess mounted cabinet Slim+

GROUP: D

	Size (H×W×D) [mm]	*	Code			UM
N	750-850×450×110-160		1414183018	1	33	pc.
N	750-850×550×110-160		1414183019	1	27	pc.
N	750-850×700×110-160		1414183020	1	21	pc.
N	750-850×850×110-160		1414183021	1	19	pc.
N	750-850×1000×110-160		1414183022	1	14	pc.
N	750-850×1200×110-160		1414183023	1	12	pc.



**STD** - a manifold without additional fixtures, with 1" stop end on one side.

**KPL** - a manifold with SET-K connection valves and a tee with an air vent and a drain valve in a beam.

**+GP H** - a manifold with an integrated set-point mixing unit.

**KPL +GP 3D** - a manifold with a vent and drain valve in a beam, as well as connected mixing pump group with a three-way thermostatic valve.

**OPT** - a manifold with a built-in vent and drain group, as well as SET-K connection valves.

**OPT +GP 3D** - a manifold with a built-in vent and drain group, as well as connected mixing pump group with a three-way thermostatic valve.

Code	Type	Brass manifold				InoxFlow manifold					
		STD	KPL	+GP H	KPL +GP H	STD	KPL	OPT	+GP H	KPL +GP 3D	OPT +GP 3D
1414183018	Slim+ 450	8	3	-	2	7	2	5	-	2	-
1414183019	Slim+ 550	10	5	2	4	9	4	7	-	4	3
1414183020	Slim+ 700	12	8	5	7	12	7	10	4	7	7
1414183021	Slim+ 850	12	11	8	10	13	10	12	7	10	10
1414183022	Slim+ 1000	12	12	11	12	13	12	12	10	12	12
1414183023	Slim+ 1200	12	12	12	12	13	12	12	13	12	12

### Surface mounted cabinet SWN-OP

GROUP: D

	Size (H×W×D) [mm]	*	Code			UM
	710×580×140		1446180000	1	20	pc.
	710×780×140		1446180001	1	14	pc.
	710×930×140		1446180002	1	11	pc.



**Note:**

In the "Size" field, there is given:

- the external dimension of the cabinet body.

**STD** - a manifold without additional fixtures, with 1" stop end on one side.

**KPL** - a manifold with SET-K connection valves and a tee with an air vent and a drain valve in a beam.

**+GP H** - a manifold with an integrated set-point mixing unit.

**KPL +GP 3D** - a manifold with a vent and drain valve in a beam, as well as connected mixing pump group with a three-way thermostatic valve.

**OPT** - a manifold with a built-in vent and drain group, as well as SET-K connection valves.

**OPT +GP 3D** - a manifold with a built-in vent and drain group, as well as connected mixing pump group with a three-way thermostatic valve.

Code	Type	Brass manifold				InoxFlow manifold					
		STD	KPL	+GP H	KPL +GP H	STD	KPL	OPT	+GP H	KPL +GP 3D	OPT +GP 3D
1446180000	SWN-OP 580	10	6	2	5	9	5	7	-	4	4
1446180001	SWN-OP 780	12	10	6	9	13	9	11	5	8	8
1446180002	SWN-OP 930	12	12	9	12	13	12	12	8	11	11

 coil  bar  pipes in tube  bag  carton box  pallet **N** new  available soon

\* custom-made - lead time max 4 weeks | \*\* availability as agreed | \*\*\* while stock lasts



## Recess mounted cabinet SWP-OP

**GROUP: D**

Size (H×W×D) [mm]	*	Code			UM
750-850×580×110-160		<b>1446117003</b>	1	20	pc.
750-850×780×110-160		<b>1446117004</b>	1	17	pc.
750-850×930×110-160		<b>1446117005</b>	1	14	pc.

**Note:**

In the "Size" field, there is given:

- the external dimension of the cabinet body (the minimum dimension of the mounting cavity).

**STD** - a manifold without additional fixtures, with 1" stop end on one side.

**KPL** - a manifold with SET-K connection valves and a tee with an air vent and a drain valve in a beam.

**+GP H** - a manifold with an integrated set-point mixing unit.

**KPL +GP 3D** - a manifold with a vent and drain valve in a beam, as well as connected mixing pump group with a three-way thermostatic valve.

**OPT** - a manifold with a built-in vent and drain group, as well as SET-K connection valves.

**OPT +GP 3D** - a manifold with a built-in vent and drain group, as well as connected mixing pump group with a three-way thermostatic valve.

Code	Type	Brass manifold				InoxFlow manifold					
		STD	KPL	+GP H	KPL +GP H	STD	KPL	OPT	+GP H	KPL +GP 3D	OPT +GP 3D
1446117003	SWP-OP 580	10	6	2	5	9	5	7	-	4	4
1446117004	SWP-OP 780	12	10	6	9	13	9	11	5	8	8
1446117005	SWP-OP 930	12	12	9	12	13	12	12	8	11	11

 coil 
  bar 
  pipes in tube 
  bag 
  carton box 
  pallet 
  new 
  available soon

\* custom-made - lead time max 4 weeks | \*\* availability as agreed | \*\*\* while stock lasts

## Basic+ - automation components

### Temperature sensor Basic+ with concealed setting (heating)

GROUP: A

Voltage	*	Code		UM
230 V		1802265131	1	pc.
24 V		1802265132	1	pc.

**Note:**

The temperature sensor requires a 3-wire installation.



### Analogue thermostat Basic+ (heating)

GROUP: A

Voltage	*	Code		UM
230 V		1802265024	1	pc.
24 V		1802265025	1	pc.

**Note:**

The thermostat works with servomotors of the following codes: 1802003004 and 1802003006 through the terminal blocks with the following codes: 1802212013, 1802212014, 1802212015, 1802212016. Required at least 3-wire installation.



### Analogue thermostat Basic+ (heating/cooling)

GROUP: A

Voltage	*	Code		UM
230 V		1802265032	1	pc.
24 V		1802265033	1	pc.

**Note:**

The thermostat works with servomotors of the following codes: 1802003004 and 1802003006 through the terminal blocks with the following codes: 1802212013, 1802212014, 1802212015, 1802212016. Required at least 3-wire (heating) or 4-wire (cooling) installation.



### Thermostat Basic+ with LCD Standard (heating)

GROUP: A

Voltage	*	Code		UM
230 V		1802265020	1	pc.
24 V		1802265021	1	pc.

**Note:**

The thermostat works with servomotors of the following codes: 1802003004 and 1802003006 through the terminal blocks with the following codes: 1802212013, 1802212014, 1802212015, 1802212016. Required at least 3-wire installation.



 coil  bar  pipes in tube  bag  carton box  pallet **N** new  available soon

\* custom-made - lead time max 4 weeks | \*\* availability as agreed | \*\*\* while stock lasts



### Thermostat Basic+ with LCD Control (heating/cooling)

GROUP: A

Voltage	*	Code		UM
230 V		1802012004	1	pc.
24 V		1802012005	1	pc.

**Note:**

The thermostat works with servomotors of the following codes: 1802003004 and 1802003006 through the terminal blocks with the following codes: 1802212013, 1802212014, 1802212015, 1802212016. Required at least 3-wire (heating) or 4-wire (cooling) installation.



### Sensor for thermostat LCD Control Basic+ with cable

GROUP: A

	*	Code		UM
		1802012006	1	pc.



### Bimetallic room thermostat

GROUP: A

Voltage	*	Code		UM
230 V		1802265022	1	25 pc.
230 V / 24 V		1802265023	1	25 pc.

**Note:**

The thermostat works with servomotors of the following codes: 1802003004 and 1802003006 through the terminal blocks with the following codes: 1802212015, 1802212016, 1802212013 and 1802212014.  
Thermostat 1802265022 - 3-wire.  
Thermostat 1802265023 - 2-wire.



### Weekly programmable room thermostat

GROUP: A

	*	Code		UM
	***	1802265128	1	5 pc.

**Note:**

The controller has battery power supply. Required at least 2-wire installation.



### Week controller with floor temperature sensor

GROUP: A

	*	Code		UM
		1802265038	1	20 pc.

**Note:**

Flush installation. Required at least 3-wire installation.

coil bar pipes in tube bag carton box pallet **N** new available soon

\* custom-made - lead time max 4 weeks | \*\* availability as agreed | \*\*\* while stock lasts

### Floor sensor for weekly thermostat.

GROUP: A

	*	Code		UM
		1802012002	1	pc.



### Terminal block Basic+ (heating/cooling) - 6 zones

GROUP: A

Voltage	*	Code		UM
230 V		1802212015	1	pc.
24 V		1802212016	1	pc.



### Terminal block Basic+ (heating/cooling) - 10 zones

GROUP: A

Voltage	*	Code		UM
230 V		1802212013	1	pc.
24 V		1802212014	1	pc.



### Power adapter for Basic+ terminal block

GROUP: A

Voltage	*	Code		UM
230 V / 24 V		1802265040	1	pc.



### Servomotor 230 V

GROUP: A

Version	*	Code		UM
NC		1802003004	1	pc.
NO	*	1802003003	1	pc.

**Note:**  
 No adapter included.  
 NC (normally closed) - de-energised closed  
 NO (normally open) - de-energised open



 coil  bar  pipes in tube  bag  carton box  pallet **N** new  available soon

\* custom-made - lead time max 4 weeks | \*\* availability as agreed | \*\*\* while stock lasts



### Servomotor 230 V with M30×1.5 adapter

GROUP: A

Version	*	Code		UM
N NC		1802212036	1	pc.

**Note:**  
The servomotor has M30×1.5 adapter.  
NC (normally closed) - de-energised closed



### Servomotor 24 V

GROUP: A

Version	*	Code		UM
NC		1802003006	1	pc.
NO	*	1802003005	1	pc.

**Note:**  
No adapter included.  
NC (normally closed) - de-energised closed  
NO (normally open) - de-energised open



### Servomotor 24 V with M30×1.5 adapter

GROUP: A

Version	*	Code		UM
N NC		1327098159	1	pc.

**Note:**  
The servomotor has M30×1.5 adapter.  
NC (normally closed) - de-energised closed



### Servomotor adapter

GROUP: A

Version	*	Code			UM
M30×1,5		1802003001	20	300	pc.

**Note:**  
M30×1.5 adapter can be used on servomotor valves in InoxFlow manifolds and thermostatic valves in pump groups 1346103000.  
The adapter works with SMART servomotors of the following codes: 1802003004, 1802003003, 1802003006, 1802003005.



## Smart - automation components

### Thermostat Smart with LCD, without floor temperature sensor **GROUP: A**

Version	*	Code		UM
2 × LR03/AAA		1802265019	1	pc.

**Note:** thermostat cannot operate with floor temperature sensor.



### Thermostat Smart with LCD, with floor temperature sensor **GROUP: A**

Version	*	Code		UM
2 × LR03/AAA		1802265039	1	pc.



### Terminal block Smart 230 V with LAN **GROUP: A**

Version	*	Code		UM
4/6		1802265008	1	pc.
8/12		1802265009	1	pc.
12/18		1802265007	1	pc.

**Note:**

4/6 - up to 4 thermostats and 6 servomotors  
 8/12 - up to 8 thermostats and 12 servomotors  
 12/18 - up to 12 thermostats and 18 servomotors



### Terminal block Smart 24 V with LAN and transformer **GROUP: A**

Version	*	Code		UM
4/6		1802265011	1	pc.
8/12		1802265012	1	pc.
12/18		1802265010	1	pc.

**Note:**

4/6 - up to 4 thermostats and 6 servomotors  
 8/12 - up to 8 thermostats and 12 servomotors  
 12/18 - up to 12 thermostats and 18 servomotors





### Servomotor 230 V

GROUP: A

Version	*	Code		UM
NC		1802003004	1	pc.
NO	*	1802003003	1	pc.

**Note:**  
 No adapter included.  
 NC (normally closed) - de-energised closed  
 NO (normally open) - de-energised open



### Servomotor 230 V with M30×1,5 adapter

GROUP: A

Version	*	Code		UM
<b>N</b> NC		1802212036	1	pc.

**Note:**  
 The servomotor has M30×1.5 adapter.  
 NC (normally closed) - de-energised closed



### Servomotor 24 V

GROUP: A

Version	*	Code		UM
NC		1802003006	1	pc.
NO	*	1802003005	1	pc.

**Note:**  
 No adapter included.  
 NC (normally closed) - de-energised closed  
 NO (normally open) - de-energised open



### Servomotor 24 V with M30×1,5 adapter

GROUP: A

Version	*	Code		UM
<b>N</b> NC		1327098159	1	pc.

**Note:**  
 The servomotor has M30×1.5 adapter.  
 NC (normally closed) - de-energised closed



### Servomotor adapter

GROUP: A

Version	*	Code		UM
M30×1,5		1802003001	20 300	pc.

**Note:**  
 M30×1.5 adapter can be used on servomotor valves in InoxFlow manifolds and thermostatic valves in pump groups 1346103000.  
 The adapter works with SMART servomotors of the following codes: 1802003004, 1802003003, 1802003006, 1802003005.

## External antenna Smart

GROUP: A


*	Code		UM
	1802010000	1	pc.

**Note:**  
5 m connection cable is included.



## Signal repeater Smart

GROUP: A

*	Code		UM
	1802010002	1	pc.

**Note:**  
Includes 230 V power supply.



## Controllers, additional accessories and tools



### Smart servomotor adapter

GROUP: A

Version	*	Code			UM
M28×1,5		1802003002	20	160	pc.

**Note:**

Adapter M28×1.5 is used for valves installed in brass manifolds series 71A, 73A, 77E, 75A, 77A and 77E of KAN-therm system with servomotors on the upper beam. The adapter works with SMART servomotors of the following codes: 1802003004, 1802003003, 1802003006, 1802003005.



### Servomotor adapter

GROUP: A

Version	*	Code			UM
M30×1,5		1802003001	20	300	pc.

**Note:**

M30×1.5 adapter can be used on servomotor valves in InoxFlow manifolds and thermostatic valves in pump groups 1346103000. The adapter works with SMART servomotors of the following codes: 1802003004, 1802003003, 1802003006, 1802003005.



### Underfloor heating unit with valve, thermostatic head and air vent

GROUP: A

	*	Code		UM
	***	1802183000	1	pc.

**Note:**

The set is equipped with its manual air vent. The thermostatic head measures the air temperature in the room.



### Return temperature limiter and room controller Premium RTL Kombi UP DUO

GROUP: A

	*	Code		UM
<b>N</b>		1802265130	1	pc.

coil bar pipes in tube bag carton box pallet **N** new available soon

\* custom-made - lead time max 4 weeks | \*\* availability as agreed | \*\*\* while stock lasts

## Icing controller

GROUP: A

	*	Code		UM
	*	1802047003	1	pc.

**Note:**

The controller requires a snow and ice sensor, as well as a temperature and humidity sensor.



## Snow and ice sensor with 15 m wire

GROUP: A

	*	Code		UM
	*	1802047000	1	pc.

**Note:**

The snow and ice sensor works with icing controller for heating open areas, code 1802047003.



## Temperature and humidity sensor

GROUP: A

	*	Code		UM
	*	1802047001	1	pc.

**Note:**

The temperature and humidity sensor works with icing controller for heating open areas, code 1802047003.



## Tacker tool for clips

GROUP: K

	*	Code		UM
	*	1950267002	1	pc.

**Note:**

Tacker work with tape clips in short U42 (42 mm) and long U55 (55 mm) versions.



## Plastic Tacker tool for clips

GROUP: K

	*	Code		UM
	*	1950254001	1	pc.

**Note:**

Tacker work with tape clips in short U42 (42 mm) and long U55 (55 mm) versions.



 coil  bar  pipes in tube  bag  carton box  pallet **N** new  available soon

\* custom-made - lead time max 4 weeks | \*\* availability as agreed | \*\*\* while stock lasts



### Adhesive tape hand feeder

GROUP: A

	*	Code		UM
	*	1800183009	1	pc.



### Pipe uncoiler

GROUP: K

	*	Code		UM
		1928270001	1	pc.



### Pipes guide arm for uncoiler

GROUP: K

	*	Code		UM
		1928270000	1	pc.



### TBS electric cutter

GROUP: K

	*	Code		UM
		1950267005	1	pc.

**Note:**  
TBS cutter with a tip is used to cut grooves for Ø16 pipes in complementary TBS boards.



### TBS cutter tip

GROUP: K

	*	Code		UM
		1950267000	1	pc.

coil bar pipes in tube bag carton box pallet **N** new available soon

\* custom-made - lead time max 4 weeks | \*\* availability as agreed | \*\*\* while stock lasts

### Combination wrench for G<sup>3/4</sup>" eurocone adapters

GROUP: K

Size [mm]	*	Code		UM
30	*	1938267035	1	pc.

**Note:**

The wrench is intended for assembling G<sup>3/4</sup>" Eurocone adapters.



### Pipe cutter for PB

GROUP: K

Size [mm]	*	Code		UM
8x1		1950060000	1	pc.



### Pipe cutter

GROUP: K

Size [mm]	*	Code			UM
12-32		1938267050	1	25	pc.



### Pipe cutter blade

GROUP: K

Size [mm]	*	Code		UM
12-32	*	1938267055	1	pc.



### Pipe cutter for PERTAL pipes

GROUP: K

Range [mm]	*	Code		UM
14-32		1936267054	20	pc.



 coil  bar  pipes in tube  bag  carton box  pallet **N** new **i** available soon

\* custom-made - lead time max 4 weeks | \*\* availability as agreed | \*\*\* while stock lasts



### Pipe cutter blade for PERTAL pipe

GROUP: K

Range [mm]	*	Code		UM
14-32		1936267059	1	pc.



### Calibrator for PERTAL pipes

GROUP: K

Size [mm]	*	Code		UM
14	*	1936267022	1	pc.
16		1936267026	1	pc.
20		1936267028	1	pc.
25 / 26		1936267030	1	pc.



### Universal calibrator for PERTAL pipes

GROUP: K

Size [mm]	*	Code		UM
16 / 20 / 25 / 26		1936267044	1	pc.



### Internal spring for pipes bending

GROUP: K

Size [mm]	*	Code		UM
16		1936267075	1	pc.
20		1936267077	1	pc.
25-26		1936267071	1	pc.

**Note:**  
The internal spring works with PERTAL pipes.



### External spring for pipes bending

GROUP: K

Size [mm]	*	Code			UM
16		1936267081	1	60	pc.
20		1936267086	1	40	pc.
25-26		1936267088	1	25	pc.

**Note:**  
The external spring works with PERTAL<sup>2</sup> and PERTAL pipes.

coil bar pipes in tube bag carton box pallet **N** new available soon

\* custom-made - lead time max 4 weeks | \*\* availability as agreed | \*\*\* while stock lasts





Install your **future**



SYSTEM **KAN-therm**

# Manifolds and cabinets

supplementary elements

Quality and reliability

EN 23/05

# Table of contents

## Cabinets and manifolds - supplementary elements

Fittings for union connections .....	<b>203</b>
Fittings for connecting Ø15 nickel-plated pipes .....	<b>205</b>
General purpose fittings .....	<b>207</b>
Manifolds .....	<b>210</b>
Manifold accessories .....	<b>212</b>
Installation cabinets .....	<b>219</b>
Installation accessories and fastening elements .....	<b>223</b>

# Cabinets and manifolds - supplementary elements

## Fittings for union connections

### Brass male coupling

GROUP: A

Size	*	Code			UM
G½"		1709174003	20	300	pc.
G¾"		1709174001	10	150	pc.
G1"		1709174000	10	100	pc.


**Note:**

The element is compatible with adapters for PEXC and PERT pipes, connectors for PERTAL pipes, as well as nuts and sleeves for copper pipes.



### Brass nickel-plated male coupling

GROUP: A

Size	*	Code			UM
G½"		1709174004	20	300	pc.

**Note:**

The element is compatible with adapters for PEXC and PERT pipes, connectors for PERTAL pipes, as well as nuts and sleeves for copper pipes. Do not use for potable water.



### Brass male reducing coupling

GROUP: A

Size	*	Code			UM
G¾" / G½"		1709174013	10	150	pc.
G1" / G¾"		1709174009	10	100	pc.

**Note:**

The element is compatible with adapters for PEXC and PERT pipes, connectors for PERTAL pipes, as well as nuts and sleeves for copper pipes.



### Brass male elbow 90°

GROUP: A

Size	*	Code			UM
G½"		1709068008	20	200	pc.
G¾"		1709068010	10	120	pc.

**Note:**

The element is compatible with adapters for PEXC and PERT pipes, as well as connectors for PERTAL pipes.





### Brass male/female elbow 90°

GROUP: A

Size	*	Code			UM
G½"		1709068004	10	150	pc.
G¾" / G¾"		1709068006	10	80	pc.
G1"		1709068018	5	50	pc.

**Note:**

The element is compatible with adapters for PEXC and PERT pipes, as well as connectors for PERTAL pipes.



### Brass male tee

GROUP: A

Size	*	Code			UM
G½"		1709257009	10	120	pc.
G¾" G¾" G¾"		1709257011	5	70	pc.

**Note:**

The element is compatible with adapters for PEXC and PERT pipes, as well as connectors for PERTAL pipes.




### Plastic male stop end for leak tests

GROUP: A

Size	*	Code			UM
G½"		1700250001	20	300	pc.

**Note:**

The plastic stop end is intended only for the leak test of the installation.  
The stop end has its O-Ring seal.



### Mounting bolt

GROUP: A

Size [mm]	*	Code			UM
M8		1700183012	100	2000	pc.

**Note:**

It connects the mounting plate with wallplate elbows and tees.

## Fittings for connecting Ø15 nickel-plated pipes

### Eurocone adapter for Cu Ø15 pipe

GROUP: A

Size [mm]	*	Code			UM
15 G¾"		1709043005	15	150	pc.

**Note:**

The adapter is compatible with fittings for union connections with male threads and radiator combined valves.



### Universal eurocone adapter for Ø15 pipes

GROUP: A

Size [mm]	*	Code			UM
15 G¾"		1709043010	15	150	pc.

**Note:**

Universal adapter, enabling connection of metal pipes (e.g. copper, nickel-plated copper, KAN-therm Steel and Inox system pipes) with a diameter of 15 mm. The construction of the adapter allows for its multiple use.



### Eurocone adapter for Cu Ø15 pipe

GROUP: A

Size [mm]	*	Code			UM
15 G½"		1709043003	20	300	pc.

**Note:**

Adapter is compatible with nipples and fittings for union connections.



### Compression for Cu Ø15 pipes

GROUP: A

Size [mm]	*	Code			UM
15 G½"		1709043011	20	300	pc.

**Note:**

The compression fitting is compatible with (1709040000).





## Nickel-plated male/female connection body for Ø15 pipe

GROUP: A

Size [mm]	*	Code			UM
15 G1/2"		1709040000	20	200	pc.

**Note:**

To be used together with a compression for Cu Ø15 mm pipe (1709043011) when connecting radiators with female 1/2" thread using fittings with nickel-plated Cu Ø15 mm pipes.


 coil  bar  pipes in tube  bag  carton box  pallet **N** new  available soon

\* custom-made - lead time max 4 weeks | \*\* availability as agreed | \*\*\* while stock lasts

## General purpose fittings

### Brass male/female union

GROUP: A

Size	*	Code		UM
G1/2"		1709271005	100	pc.
G3/4"		1709271006	60	pc.
G1"		1709271004	30	pc.



### Brass male/female angle union

GROUP: A

Size	*	Code		UM
G1/2"		1709271002	70	pc.



### Brass female elbow 90°

GROUP: A

Size	*	Code			UM
G1/2"		1709068001	10	100	pc.
G3/4"		1709068002	5	50	pc.
G1"		1709068000	-	50	pc.



### Brass female tee

GROUP: A

Size	*	Code			UM
G1/2"		1709257002	5	70	pc.
G3/4"		1709257003	5	50	pc.
G1"		1709257014	-	30	pc.





### Brass female coupling

GROUP: A

Size	*	Code							UM
G1/2"		1709245010							20 200 pc.
G3/4"		1709245012							10 120 pc.
G1"	***	1709245003							10 80 pc.



### Brass female reducing coupling

GROUP: A

Size	*	Code							UM
G3/4" / G1/2"		1709245014							10 120 pc.



### Brass male/female reducing coupling

GROUP: A

Size	*	Code							UM
G3/4" / G1/2"		1709220007							20 200 pc.
G1" / G1/2"		1709220011							10 200 pc.
G1" / G3/4"		1709220003							10 120 pc.



### Brass female stop end

GROUP: A

Size	*	Code							UM
G1/2"		1709250001							20 500 pc.
G3/4"		1709250002							20 300 pc.



### Plastic male stop end for leak tests

GROUP: A

Size	*	Code							UM
G1/2"		1700250001							20 300 pc.

**Note:**  
The plastic stop end is intended only for the leak test of the installation.  
The stop end has its O-Ring seal.




## Mounting bolt

GROUP: A

Size [mm]	*	Code			UM
M8		1700183012	100	2000	pc.

**Note:**

It connects the mounting plate with wallplate elbows and tees.



 coil  bar  pipes in tube  bag  carton box  pallet **N** new  available soon

\* custom-made - lead time max 4 weeks | \*\* availability as agreed | \*\*\* while stock lasts

# Manifolds



## Residential manifold set

GROUP: E

Number of circuits (H×W×D) [mm]	*	Code		UM
2 (1280×375×264)	*	1343183013	1	pc.
3 (1280×375×264)	*	1343183014	1	pc.
4 (1280×475×264)	*	1343183015	1	pc.
5 (1280×575×264)	*	1343183016	1	pc.
6 (1280×675×264)	*	1343183017	1	pc.
7 (1280×775×264)	*	1343183018	1	pc.
8 (1280×875×264)	*	1343183019	1	pc.



## InoxFlow manifold without accessories (RBB series)

GROUP: E

Number of circuits (H×W×D) [mm]	*	Code		UM
2 (325×140×84)		1316156000	1	pc.
3 (325×190×84)		1316156001	1	pc.
4 (325×240×84)		1316156002	1	pc.
5 (325×290×84)		1316156003	1	pc.
6 (325×340×84)		1316156004	1	pc.
7 (325×390×84)		1316156005	1	pc.
8 (325×440×84)		1316156006	1	pc.
9 (325×490×84)		1316156007	1	pc.
10 (325×540×84)		1316156008	1	pc.
11 (325×590×84)		1316156009	1	pc.
12 (325×640×84)		1316156010	1	pc.

**Note:**

The manifold has holes with female G $\frac{1}{2}$ " thread as outlets for individual circuits with a spacing of 50 mm.

Manifold supply - upper beam.

Return from manifold - lower beam.

The beams have female G1" thread as installation connections and female G $\frac{1}{2}$ " thread in the upper surface to mount air vents.

The supply and return beam have G1" stop end mounted on one side.



## InoxFlow manifold with union nipples (RNN series)

GROUP: E

Number of circuits (H×W×D) [mm]	*	Code		UM
2 (325×140×84)		1316158000	1	pc.
3 (325×190×84)		1316158001	1	pc.
4 (325×240×84)		1316158002	1	pc.
5 (325×290×84)		1316158003	1	pc.
6 (325×340×84)		1316158004	1	pc.
7 (325×390×84)		1316158005	1	pc.
8 (325×440×84)		1316158006	1	pc.
9 (325×490×84)		1316158007	1	pc.
10 (325×540×84)		1316158008	1	pc.
11 (325×590×84)		1316158009	1	pc.
12 (325×640×84)		1316158010	1	pc.

**Note:**

The manifold works with G $\frac{3}{4}$ " connection adapters and G $\frac{3}{4}$ " connectors.

Outlets for individual circuits have 50 mm spacing.

Manifold supply - upper beam.


Return from manifold - lower beam.

The beams have female G1" thread as installation connections and female G $\frac{1}{2}$ " thread in the upper surface to mount air vents.

The supply and return beam have G1" stop end mounted on one side.

## InoxFlow manifold with shut-off valves (RVV series)

GROUP: E

Number of circuits (H×W×D) [mm]	*	Code		UM
2 (325×140×84)		1316161000	1	pc.
3 (325×190×84)		1316161001	1	pc.
4 (325×240×84)		1316161002	1	pc.
5 (325×290×84)		1316161003	1	pc.
6 (325×340×84)		1316161004	1	pc.
7 (325×390×84)		1316161005	1	pc.
8 (325×440×84)		1316161006	1	pc.
9 (325×490×84)		1316161007	1	pc.
10 (325×540×84)		1316161008	1	pc.
11 (325×590×84)		1316161009	1	pc.
12 (325×640×84)		1316161010	1	pc.

**Note:**

The manifold works with G $\frac{3}{4}$ " connection adapters and G $\frac{3}{4}$ " connectors.  
 Outlets for individual circuits have 50 mm spacing.  
 Each of the circuits has its shut-off valve.  
 Manifold supply - upper beam.  
 Return from manifold - lower beam.  
 Beams have G1" female thread.  
 The beams are not equipped with stop ends.



 coil
  bar
  pipes in tube
  bag
  carton box
  pallet
  new
  available soon

\* custom-made - lead time max 4 weeks | \*\* availability as agreed | \*\*\* while stock lasts

## Manifold accessories



### Steel beam 1 1/4" with hole for air vent - 50 mm spacing

GROUP: E

Number of circuits (W) [mm]	*	Code			UM
2 (126)		1300154238	1	8	pc.
3 (176)		1300154239	1	8	pc.
4 (226)		1300154240	1	8	pc.
5 (276)		1300154241	1	8	pc.
6 (326)		1300154242	1	8	pc.
7 (376)		1300154243	1	8	pc.
8 (426)		1300154244	1	8	pc.
9 (476)		1300154245	1	8	pc.
10 (526)		1300154246	1	8	pc.
11 (576)		1300154247	1	8	pc.
12 (625)		1300154248	1	8	pc.

**Note:**

The manifold beam has outlets for individual circuits with female G $\frac{1}{2}$ " thread and spacing 50 mm.  
The beams have female G1" thread as installation connections and female G $\frac{1}{2}$ " thread in the upper surface to mount air vents.



### Steel manifold beam 1 1/4" - spacing 100 mm

GROUP: E

Number of circuits (W) [mm]	*	Code			UM
2 (176)		1347154022	2	12	pc.
3 (276)		1300154128	2	12	pc.
4 (376)		1300154129	2	12	pc.
5 (476)		1300154130	2	12	pc.
6 (576)		1347154023	2	12	pc.

**Note:**

Manifold beams have outlets for individual circuits with female G $\frac{1}{2}$ " thread and spacing 100 mm.  
Beams have female G1" thread as installation connections.



### Brass male/female half union with flat gasket

GROUP: E

Size	*	Code			UM
1" / 1"		1300105003	5	50	pc.
1 1/4" / 3/4"	*	1300105001	5	70	pc.
1 1/4" / 1"	*	1300105000	5	50	pc.

**Note:**

Use the half union for manifolds series 91.





### Nickel-plated male/female half union with flat gasket

GROUP: E

Size	*	Code			UM
1" / 1"		1300105004	5	50	pc.

### Stainless steel beam with hole for air vent - spacing 50 mm



GROUP: E

Number of circuits (W) [mm]	*	Code			UM
2 (140)		1300154285	1	8	pc.
3 (190)		1300154287	1	8	pc.
4 (240)		1300154289	1	8	pc.
5 (290)		1300154291	1	8	pc.
6 (340)		1300154293	1	8	pc.
7 (390)		1300154295	1	8	pc.
8 (440)		1300154297	1	8	pc.
9 (490)		1300154299	1	8	pc.
10 (540)		1300154301	1	8	pc.
11 (590)		1300154303	1	8	pc.
12 (640)		1300154305	1	8	pc.



### Stainless steel beam - spacing 50 mm



GROUP: E

Number of circuits (W) [mm]	*	Code			UM
2 (140)		1300154271	1	8	pc.
3 (190)		1300154272	1	8	pc.
4 (240)		1300154273	1	8	pc.
5 (290)		1300154274	1	8	pc.
6 (340)		1300154275	1	8	pc.
7 (390)		1300154276	1	8	pc.
8 (440)		1300154277	1	8	pc.
9 (490)		1300154278	1	8	pc.
10 (540)		1300154279	1	8	pc.
11 (590)		1300154280	1	8	pc.
12 (640)		1300154281	1	8	pc.



### Stainless steel beam - spacing 100 mm

GROUP: E

Number of circuits	*	Code			UM
2 (190)		1300154309	1	8	pc.
3 (290)		1300154310	1	8	pc.
4 (390)		1300154311	1	8	pc.
5 (490)		1300154312	1	8	pc.
6 (590)		1300154313	1	8	pc.



### Manifold bracket

GROUP: E

	*	Code		UM
		1700029001	50	pc.

**Note:** Manifold beams spacing in axes 235 mm.





### Adjustable manifold bracket

GROUP: E

	*	Code			UM
		1300029005	1	15	pc.

**Note:**  
It makes it possible to vertical adjustment of the manifold beams spacing.  
Adjustment in the range 235 - 399 mm, each 41 mm.



### Universal nipple with O-Ring sealing

GROUP: E

Size	*	Code			UM
G $\frac{3}{4}$ " / G $\frac{1}{2}$ "		1300174003	20	200	pc.
G $\frac{3}{4}$ " / G $\frac{1}{2}$ "		1300174018	20	200	pc.
G $\frac{1}{2}$ "		9825174030	20	200	pc.

**Note:**  
Use 1300174003 nipple for InoxFlow RNN and RVV manifolds, as well as under control valves of manifolds UVN, UVS, UVST and USVP.  
1300174003 nipples work with G $\frac{3}{4}$ " connection adapters.  
Use 1300174018 nipple only for steel 1  $\frac{1}{4}$ " manifolds.  
1300174018 nipples work with G $\frac{3}{4}$ " connection adapters.  
9825174030 nipples work with G $\frac{1}{2}$ " connection adapters.



### Nipple for manifold series 82

GROUP: E

Size	*	Code			UM
G $\frac{1}{2}$ "		1300174020	20	200	pc.



### Brass male/female reducer for manifold

GROUP: E

Size	*	Code			UM
G1" / G $\frac{1}{2}$ "		1300220002	10	120	pc.
G1" / G $\frac{3}{4}$ "		1300220003	10	120	pc.

**Note:**  
The reducer has an O-Ring seal built-in.  
When assembling in KAN-therm manifolds, additional sealing is not required.



### Nickel-plated male/female reducer for manifold

GROUP: E

Size	*	Code			UM
G1" / G $\frac{1}{2}$ "		1300220008	10	120	pc.
G1" / G $\frac{3}{4}$ "		1300220009	10	120	pc.

**Note:**  
The reducer has an O-Ring seal built-in.  
When assembling in KAN-therm manifolds, additional sealing is not required.  
Do not use for potable water.

### Brass male stop end

GROUP: E

Size	*	Code			UM
G1/2"		1709250004	20	300	pc.


**Note:**

The stop end has its O-Ring seal. Use a hex12 Allen wrench for tightening.



### Nickel-plated male stop end

GROUP: E

Size	*	Code			UM
G1/2"		1300250020	20	300	pc.

**Note:**

The stop end has an O-Ring. Use a hex12 Allen wrench for tightening. Do not use for potable water.



### Brass male stop end

GROUP: E

Size	*	Code			UM
G3/4"		1300250019	20	300	pc.
G1"		1300025002	10	150	pc.

**Note:**

The stop end has an O-Ring seal built-in.  
When assembling in KAN-therm manifolds, additional sealing is not required.



### Nickel-plated male stop end

GROUP: E

Size	*	Code			UM
G3/4"		1300250021	20	300	pc.
G1"		1300025005	10	120	pc.


**Note:**

The stop end has an O-Ring seal built-in.  
When assembling in KAN-therm manifolds, additional sealing is not required.  
Do not use for potable water.



### O-Ring seal

GROUP: E

Size [mm]	*	Code		UM
17x2	*	1700182001	100	pc.
18,3x2,4	*	1700182002	100	pc.
24x2,0	*	1700182004	100	pc.
28x3,0	*	1700182005	100	pc.

**Note:**

Use O-Ring, code 1700182002, for nipples, code 1300174003 and 1300174019, in brass manifolds.  
Use O-Ring, code 1700182001, for stop ends, code 1709250004 and 1300250020.  
Use O-Ring, code 1700182004, for stop ends, code 1300250019 and 1300250021.  
Use O-Ring, code 1700182005, for stop ends, code 1300025002 and 1300025005, as well as reducer, code 1300220002, 1300220003, 1300220008 and 1300220009.





### Male nipple with gasket

GROUP: E

Size	*	Code			UM
G1"		1300174028	10	100	pc.

**Note:**  
Use to connect manifolds with extension elements.



### Male nickel-plated nipple with gasket

GROUP: E

Size	*	Code			UM
G1"		1300174042	10	100	pc.

**Note:**  
Do not use for potable water. Use to connect manifolds with extension elements.



### Tee with gasket

GROUP: E

Size	*	Code			UM
G1" / G½" / G½"		1300257001	5	70	pc.

**Note:**  
Use the element in manifolds to extend a manifold by one circuit or add an air vent and drain valve.



### Nickel-plated tee with gasket

GROUP: E

Size	*	Code			UM
G1" / G½" / G½"		1300257003	5	70	pc.

**Note:**  
Use the element in manifolds to extend a manifold by one circuit or add an air vent and drain valve.  
Do not use for potable water.



### Straight valve set SET-P

GROUP: E

Size	*	Code			UM
G1"		1300183006	1	20	set

**Note:**  
1" valve set with a union, working with KAN-therm manifolds without additional sealing.  
Use when the manifold is supplied from the side.



### Angle valve set SET-K

GROUP: E

Size	*	Code			UM
G1"		1300183007	1	20	set

**Note:**

1" valve set with a union and elbows, working with KAN-therm manifolds without additional sealing. Use when the manifold is supplied from the floor.



### Tee with air vent and drain valve

GROUP: E

Size	*	Code			UM
G1"		1300257002	1	20	pc.



### Nickel-plated tee with air vent and drain valve

GROUP: E

Size	*	Code			UM
G1"		1300257004	10	80	pc.

**Note:**

Do not use for potable water.



### Manual air vent

GROUP: E

Size	*	Code			UM
G½"		1300005004	50	500	pc.



### Plastic air vent and drain valve

GROUP: E

Size	*	Code			UM
G½"		1300005003	25	100	pc.





### Metal air vent and drain valve

GROUP: E

Size	*	Code			UM
G½"		1300277000	25	100	pc.



### Air vent with stop valve

GROUP: E

Size	*	Code			UM
G½"		1300005000	1	100	pc.



**Note:**

The stop valve makes it possible to remove the air vent without the necessity to drain the installation. Use tow for sealing.

## Installation cabinets

### Surface mounted cabinet SWNE

GROUP: D

Size (H×W×D) [mm]	*	Code			UM
585×350×110		1445180002	1	48	pc.
585×450×110		1445180003	1	36	pc.
585×550×110		1445180004	1	32	pc.
585×650×110		1445180000	1	26	pc.
585×800×110		1445180001	1	24	pc.

Features:

- removable, varnished body,
- option to separate the back wall from the casing for comfortable and easy assembly of the manifold and installation components,
- four openings for dowels in the back wall,
- coin lock,
- white cabinet, colour RAL 9016.

**STD** - a manifold without additional fixtures, with 1" stop end on one side.

**KPL** - a manifold with SET-K connection valves and a tee with an air vent and a drain valve in a beam.



**OPT** - a manifold with a built-in vent and drain group, as well as SET-K connection valves.



Code	Type	Brass manifold		InoxFlow manifold		
		STD	KPL	STD	KPL	OPT
1445180002	SWNE-4	6	-	5	-	3
1445180003	SWNE-6	8	3	7	2	5
1445180004	SWNE-8	10	5	9	4	7
1445180000	SWNE-10	12	7	11	6	9
1445180001	SWNE-13	12	10	13	9	12

### Surface mounted cabinet SWN

GROUP: D

Size (H×W×D) [mm]	*	Code			UM
630×350×110		1445180008	1	39	pc.
630×450×110		1445180009	1	34	pc.
630×550×110		1445180010	1	26	pc.
630×650×110		1445180006	1	21	pc.
630×800×110		1445180007	1	16	pc.

Features:

- removable, varnished body,
- option to separate the back wall from the casing for comfortable and easy assembly of the manifold and installation components,
- four openings for dowels in the back wall,
- coin lock,
- white cabinet, colour RAL 9016.

**STD** - a manifold without additional fixtures, with 1" stop end on one side.

**KPL** - a manifold with SET-K connection valves and a tee with an air vent and a drain valve in a beam.

**OPT** - a manifold with a built-in vent and drain group, as well as SET-K connection valves.

Code	Type	Brass manifold		InoxFlow manifold		
		STD	KPL	STD	KPL	OPT
1445180008	SWN-4	6	-	5	-	3
1445180009	SWN-6	8	3	7	2	5
1445180010	SWN-8	10	5	9	4	7
1445180006	SWN-10	12	7	11	6	9
1445180007	SWN-13	12	10	13	9	12



 coil  bar  pipes in tube  bag  carton box  pallet  new  available soon

\* custom-made - lead time max 4 weeks | \*\* availability as agreed | \*\*\* while stock lasts



## Recess mounted cabinet Slim

GROUP: D

Size (H×W×D) [mm]	*	Code			UM
560-660×350×110-160		1445117036	1	42	pc.
560-660×450×110-160		1445117037	1	34	pc.
560-660×580×110-160		1445117038	1	24	pc.
560-660×780×110-160		1445117039	1	20	pc.
560-660×930×110-160		1445117040	1	17	pc.

Features:

- removable, varnished body,
- option to separate the back wall from the casing for comfortable and easy assembly of the manifold and installation components,
- four openings for dowels in the back wall,
- coin lock,
- white cabinet, colour RAL 9016.

**STD** - a manifold without additional fixtures, with 1" stop end on one side.

**KPL** - a manifold with SET-K connection valves and a tee with an air vent and a drain valve in a beam.

**+GP H** - a manifold with an integrated set-point mixing unit.

**KPL +GP 3D** - a manifold with a vent and drain valve in a beam, as well as connected mixing pump group with a three-way thermostatic valve.

**OPT** - a manifold with a built-in vent and drain group, as well as SET-K connection valves.

**OPT +GP 3D** - a manifold with a built-in vent and drain group, as well as connected mixing pump group with a three-way thermostatic valve.

Code	Type	Brass manifold				InoxFlow manifold					
		STD	KPL	+GP H	KPL +GP 3D	STD	KPL	OPT	+GP H	KPL +GP 3D	OPT +GP 3D
1445117036	Slim 350	6	-	-	-	5	-	3	-	-	-
1445117037	Slim 450	8	3	-	2	7	2	5	-	2	-
1445117038	Slim 580	10	6	2	5	9	5	7	-	4	4
1445117039	Slim 780	12	10	6	9	13	9	11	5	8	8
1445117040	Slim 930	12	12	10	12	13	12	12	8	11	11



## Recess mounted cabinet SWPSE

GROUP: D

Size (H×W×D) [mm]	*	Code			UM
560-660×350×110-160		1445117024	1	42	pc.
560-660×450×110-160		1445117013	1	34	pc.
560-660×580×110-160		1445117011	1	24	pc.
560-660×780×110-160		1445117012	1	20	pc.
560-660×930×110-160		1445117014	1	17	pc.

Note:

In the "Size" field, there are given:

- the external dimensions of the cabinet body (the minimum dimension of the mounting recess).

Features:

- height adjustment by means of pull-out cabinet feet from 560 to 660 mm,
- frame height adjustment by means of the masking part from 525 to 550 mm,
- depth adjustment from 110 to 160 mm,
- coin lock,
- white cabinet, colour RAL 9016,
- cabinet has side punches in the form of cut-out shutters,
- 45° bend of the frame edge ensures good flush with the wall surface.

**STD** - a manifold without additional fixtures, with 1" stop end on one side.

**KPL** - a manifold with SET-K connection valves and a tee with an air vent and a drain valve in a beam.

**+GP H** - a manifold with an integrated set-point mixing unit.

**KPL +GP 3D** - a manifold with a vent and drain valve in a beam, as well as connected mixing pump group with a three-way thermostatic valve.

**OPT** - a manifold with a built-in vent and drain group, as well as SET-K connection valves.

**OPT +GP 3D** - a manifold with a built-in vent and drain group, as well as connected mixing pump group with a three-way thermostatic valve.



Code	Type	Brass manifold				InoxFlow manifold					
		STD	KPL	+GP H	KPL +GP 3D	STD	KPL	OPT	+GP H	KPL +GP 3D	OPT +GP 3D
1445117024	SWPSE 350	6	-	-	-	5	-	3	-	-	-
1445117013	SWPSE 450	8	3	-	2	7	2	5	-	2	-
1445117011	SWPSE 580	10	6	2	5	9	5	7	-	4	4
1445117012	SWPSE 780	12	10	6	9	13	9	11	5	8	8
1445117014	SWPSE 930	12	12	10	12	13	12	12	8	11	11

coil bar pipes in tube bag carton box pallet new available soon

\* custom-made - lead time max 4 weeks | \*\* availability as agreed | \*\*\* while stock lasts

## Recess mounted cabinet SWPS

GROUP: D

Size (H×W×D) [mm]	*	Code			UM
680-780×350×110-160		<b>1445117000</b>	1	34	pc.
680-780×450×110-160		<b>1445117001</b>	1	27	pc.
680-780×580×110-160		<b>1445117002</b>	1	20	pc.
680-780×780×110-160		<b>1445117003</b>	1	17	pc.
680-780×930×110-160		<b>1445117004</b>	1	14	pc.

**Note:**

In the "Size" field, there are given:

- the external dimensions of the cabinet body (the minimum dimension of the mounting recess).

Features:

- height adjustment from 680 to 780 mm,
- frame height adjustment by means of the masking part from 570 to 625 mm,
- depth adjustment from 110 to 160 mm,
- coin lock,
- white cabinet, colour RAL 9016,
- cabinet has side punches in the form of cut-out shutters,
- 45° bend of the frame edge ensures good flush with the wall surface.

**STD** - a manifold without additional fixtures, with 1" stop end on one side.

**KPL** - a manifold with SET-K connection valves and a tee with an air vent and a drain valve in a beam.

**+GP H** - a manifold with an integrated set-point mixing unit.

**KPL +GP 3D** - a manifold with a vent and drain valve in a beam, as well as connected mixing pump group with a three-way thermostatic valve.

**OPT** - a manifold with a built-in vent and drain group, as well as SET-K connection valves.



**OPT +GP 3D** - a manifold with a built-in vent and drain group, as well as connected mixing pump group with a three-way thermostatic valve.



Code	Type	Brass manifold				InoxFlow manifold					
		STD	KPL	+GP H	KPL +GP 3D	STD	KPL	OPT	+GP H	KPL +GP 3D	OPT +GP 3D
1445117000	SWPS 350	6	-	-	-	5	-	3	-	-	-
1445117001	SWPS 450	8	3	-	2	7	2	5	-	2	-
1445117002	SWPS 580	10	6	2	5	9	5	7	-	4	4
1445117003	SWPS 780	12	10	6	9	13	9	11	5	8	8
1445117004	SWPS 930	12	12	10	12	13	12	12	8	11	11

## Frame RAMSE

GROUP: D

Size (H×W×D) [mm]	*	Code			UM
525-560×350		<b>1445096018</b>	2	40	pc.
525-560×450		<b>1445096020</b>	2	40	pc.
525-560×580		<b>1445096011</b>	2	36	pc.
525-560×780		<b>1445096014</b>	2	26	pc.
525-560×930		<b>1445096016</b>	2	20	pc.

**Note:**

In the "Size" field, there are given:

- the dimension of the mounting recess.

Features:



- option to use a frame directly to mask wall recesses without the necessity to use recess mounted cabinets SWPS and SWPSE,
- 150 mm long mounting lugs making it possible to mount the frame directly in the recess,
- dowels for mounting,
- frame height adjustment with a masking part from 525 to 560 mm,
- coin lock,
- white cabinet, colour RAL 9016,
- 45° bend of the frame edge ensures good flush with the wall surface.





## Frame RAMS

GROUP: D

Size (H×W×D) [mm]	*	Code			UM
570-625×350	*	1445096006	2	40	pc.
570-625×450	*	1445096008	2	40	pc.
570-625×580	*	1445096001	2	36	pc.
570-625×780	*	1445096002	2	26	pc.
570-625×930	*	1445096004	2	20	pc.

**Note:**

In the "Size" field, there are given:

- the dimension of the mounting recess.

**Features:**

- option to use a frame directly to mask wall recesses without the necessity to use a recess mounted cabinet SWPS and SWPSE,
- 150 mm long mounting lugs making it possible to mount the frame directly in the recess, dowels for mounting,
- frame height adjustment with a masking part from 570 to 625 mm,
- coin lock,
- white cabinet, colour RAL 9016,
- 45° bend of the frame edge ensures good flush with the wall surface.



## Lock for KAN-therm cabinets and frames


GROUP: D

*	Code			UM
	1400151001	10	50	pc.

## Installation accessories and fastening elements

### Corrugated protecting pipe red

GROUP: A

Size [mm]	*	Code		UM
12-14 (23 mm)		1700049067	100	m
16-18 (25 mm)		1700049063	50	m
20 (28 mm)		1700049069	50	m
25-26 (35 mm)		1700049065	50	m
32 (43 mm)		1700049071	50	m
40 (50 mm)		1700049073	25	m


**Note:**

Use in cold and hot potable water installations and central heating as a protecting pipe when pouring concrete over the installation. The values given in parentheses are for the outside diameter of the corrugated protecting pipe.



### Corrugated protecting pipe blue

GROUP: A

Size [mm]	*	Code		UM
12-14 (23 mm)		1700049068	100	m
16-18 (25 mm)		1700049064	50	m
20 (28 mm)		1700049070	50	m
25-26 (35 mm)		1700049066	50	m
32 (43 mm)		1700049072	50	m
40 (50 mm)		1700049074	25	m


**Note:**

Use in cold and hot potable water installations and central heating as a protecting pipe when pouring concrete over the installation. The values given in parentheses are for the outside diameter of the corrugated protecting pipe.



### Single plastic mounting plate

GROUP: A

	*	Code			UM
		1700210011	10	160	pc.

**Note:**

Total length 59 mm, width 43 mm, depth 8 mm.  
It makes it possible to install wallplate elbows and tees with a bolt or nut on a wall or in wall grooves.  
Do not use in drywall.



### Double plastic mounting plate

GROUP: A


Spacing (L) [mm]	*	Code			UM
50		1700210008	10	120	pc.
80		1700210010	10	100	pc.
150		1700210006	10	70	pc.

Plate 50 mm - total length 84 mm, width 43 mm, depth 8 mm.  
Plate 80 mm - total length 114 mm, width 43 mm, depth 8 mm.  
Plate 150 mm - total length 184 mm, width 43 mm, depth 8 mm.

**Note:**

It makes it possible to install wallplate elbows and tees with a bolt or nut on a wall or in wall grooves.  
Do not use in drywall.





### Double metal mounting plate

GROUP: A

Spacing (L) [mm]	*	Code			UM
80, 150		1700210014	1	42	pc.

Plate total length 210 mm, width 55 mm, depth 9 mm.

**Note:**

It allows wall elbows and wall tees with a nut or mounting bolt to be installed on the wall, in wall grooves and drywall. Screws for mounting tap connections included (6 pcs.).



### Double metal bent mounting plate

GROUP: A

Spacing (L) [mm]	*	Code			UM
50, 80, 150		1700210002	10	20	pc.
50		1700210013	10	80	pc.

Plate 50, 80, 150 mm - total length 290 mm, width 40 mm, depth 28 mm.

Plate 50 mm - total length 190 mm, width 40 mm, depth 28 mm.

**Note:**

It makes it possible to install wallplate elbows and tees with a bolt or nut on a wall, in wall grooves and drywall.



### Single plastic hook for pipes

GROUP: A

Size [mm]	*	Code			UM
12-20 / 12-26 L = 48, Ø8		1700112010	100	5000	pc.
12-20 / 12-26 L = 77, Ø8		1700112012	100	4000	pc.
12-20 / 12-26 L = 100, Ø10		1700112015	100	3000	pc.

**Note:**

L = hook length

Ø = drill bit diameter for making a hole to mount the hook.

Pipe dimensions with/without corrugated protection are given.



### Single polyamide hook for pipes

GROUP: A

Size [mm]	*	Code			UM
12-20 / 12-26 L = 80, Ø10		1700112017	100	4000	pc.

**Note:**

L = hook length

Ø = drill bit diameter for making a hole to mount the hook.

Pipe dimensions with/without corrugated protection are given.



### Double plastic hook for pipes

GROUP: A

Size [mm]	*	Code			UM
12-20 / 12-26 L = 48, Ø8		1700112000	100	3000	pc.
12-20 / 12-26 L = 77, Ø8		1700112003	100	2500	pc.
12-20 / 12-26 L = 100, Ø10		1700112005	100	2000	pc.

**Note:**

L = hook length


Ø = drill bit diameter for making a hole to mount the hook.

Pipe dimensions with/without corrugated protection are given.



## Double polyamide hook for pipes

GROUP: A

Size [mm]	*	Code			UM
12-20 / 12-26 L = 80, Ø10		1700112007	100	2000	pc.


**Note:**

L = hook length  
 Ø = drill bit diameter for making a hole to mount the hook.  
 Pipe dimensions with/without corrugated protection are given.



## Single snap-in pipe clip

GROUP: A

Size [mm]	*	Code		UM
16-18	*	1700107003	100	pc.


**Note:**

Clips make it possible to fasten pipes laid without the corrugated protection.



## Double snap-in pipe clip

GROUP: A

Size [mm]	*	Code		UM
16-18	*	1700107002	100	pc.



**Note:**

Clips make it possible to fasten pipes laid without the corrugated protection.



## Single masking Ø15

GROUP: A

	*	Code			UM
		1700183008	10	100	pc.


**Note:**

Use as a masking element of a pipe protruding from the floor.



## Double masking Ø15

GROUP: A

	*	Code		UM
		1700183007	50	pc.

**Note:**

Use as a masking element of pipes protruding from the floor.





### Single pipe clamp with rubber insert

GROUP: A

Size [mm]	*	Code		UM
15-18		1700081025	100	pc.
20-23		1700081028	100	pc.
25-28		1700081029	100	pc.
32-36		1700081030	50	pc.
40-44		1700081031	50	pc.
47-52		1700081032	50	pc.
54		1700081033	50	pc.
57-63		1700081034	50	pc.
74-78		1700081035	25	pc.
85-91		1700081036	25	pc.
108-112		1700081023	25	pc.
139	**	1700081024	10	pc.
168	**	1700081027	10	pc.

**Note:**

The clamp has a double-threaded screw with a collar (8×70) a plastic dowel (Ø12) in the set.



### Double pipe clamp with rubber insert

GROUP: A

Size [mm]	*	Code		UM
15-18		1700081019	50	pc.
20-23		1700081020	50	pc.
25-28		1700081021	50	pc.
32-36		1700081022	50	pc.

**Note:**

The clamp has a double-threaded screw with a collar (8×70) a plastic dowel (Ø12) in the set.



### Plastic hinged pipe clip

GROUP: A

Size [mm]	*	Code		UM
16		1700029003	50	pc.
20		1700029005	50	pc.
25		1700029007	50	pc.
32		1700029009	50	pc.
40		1700081018	40	pc.
50		1700029012	25	pc.
63		1700029000	25	pc.

**Note:**

Use only as a sliding point.



### Plastic end cap for pressure test red

GROUP: A

Size	*	Code		UM
G½"		1700250003	20	360 pc.
G¾"	*	1700250007	20	360 pc.

**Note:**

The end cap has its O-Ring seal and can be used many times.

## Plastic end cap for pressure test blue

GROUP: A

Size	*	Code			UM
G1/2"		1700250005	20	360	pc.
G3/4"	*	1700250008	20	360	pc.

**Note:**

The end cap has its O-Ring seal and can be used many times.



## Antifreeze agent for installation

GROUP: A

Version	*	Code		UM
-20 °C - 20 l	*	1800002002	1	pack.
-25 °C - 20 l	*	1800002003	1	pack.
-35 °C - 20 l	*	1800002004	1	pack.

**Note:**

Use for central heating, air-conditioning, cooling and solar installations.



## Pipes mounting clip

GROUP: A

Size [mm]	*	Code			UM
12-18 / 16-26		1700107005	50	1000	pc.
16-32 / 25-40		1700107006	40	400	pc.

**Note:**

Use to properly secure the pipe and corrugated pipe to the substrate. The first range is for pipes with corrugated protection, the second for pipes without corrugated protection.



## Plastic bend support

GROUP: A

Size [mm]	*	Code			UM
- / 14-18		1700218003	50	200	pc.
12-14 / 20		1700218000	-	100	pc.
12-18 / 25		1700218004	-	80	pc.

**Note:**

The first range is for pipes with corrugated protection, the second for pipes without corrugated protection.



## Metal bend support

GROUP: A

Size [mm]	*	Code		UM
12-18		1700164000	120	pc.
25-26		1700164002	50	pc.
32-40		1700164003	1	pc.



 coil  bar  pipes in tube  bag  carton box  pallet  new  available soon

\* custom-made - lead time max 4 weeks | \*\* availability as agreed | \*\*\* while stock lasts



### Plastic elbow

GROUP: A

Size [mm]	*	Code		UM
14-18		1700107000	100	pc.

**Note:**  
Use for connecting the pipe to a radiator (lay in concrete).



### Plastic pipe end cap

GROUP: A

Size [mm]	*	Code		UM
14-18		1700107001	100	pc.




### Plastic male stop end for leak tests

GROUP: A

Size	*	Code			UM
G½"		1700250001	20	300	pc.


**Note:**  
The plastic stop end is intended only for the leak test of the installation.  
The stop end has its O-Ring seal.



### Nut - M8

GROUP: A

Size [mm]	*	Code			UM
M8		1728177000	100	3000	pc.



### Mounting bolt

GROUP: A

Size [mm]	*	Code			UM
M8		1700183012	100	2000	pc.

**Note:**  
It connects the mounting plate with wallplate elbows and tees.

## Freeze-proof garden tap

GROUP: A



	*	Code		UM
		1709277001	1	pc.

**Note:**

Executive element DN15. Connections to the frost-resistant tap from the installation side R 3/4"; from the outlet male 3/4".

## Disassembly lever for freeze-proof garden tap

GROUP: K



	*	Code		UM
		2128183623	1	pc.

 coil  bar  pipes in tube  bag  carton box  pallet  new  available soon

\* custom-made - lead time max 4 weeks | \*\* availability as agreed | \*\*\* while stock lasts



# INDEX

New code	Old code	page	New code	Old code	page	New code	Old code	page
1009042003	K-900203	31	1009045009	K-900001	30	1009069008	K-902001	36
1009042004	K-900204	31	1009045013	K-900004	30	1009069011	K-902002	36
1009042005	K-900205	31	1009045014	K-900003	30	1009069012	K-080164	36
1009042013	K-900250	31	1009045015	9024.65	30	1009069016	K-080172	36
1009042013	K-900250	163	1009045016	K-900006	30	1009069018	K-082004	36
1009042015	K-900251	31	1009045017	K-900005	30	1009069020	K-080173	36
1009042015	K-900251	163	1009045018	K-900008	30	1009069022	K-080174	36
1009042017	K-900252	31	1009045019	K-900007	30	1009070005	K-080160	37
1009042017	K-900252	163	1009045020	K-900009	30	1009070010	K-081025	37
1009042022	K-900206	31	1009045043	K-080064	30	1009070013	K-901001	37
1009042024	K-080202	163	1009045061	K-080068	30	1009070016	K-081003	37
1009042039	K-070072	31	1009046002	K-900305	32	1009070018	K-901003	37
1009042042	K-040200	31	1009046004	K-900306	32	1009070022	K-901002	37
1009042049	K-040201	31	1009046007	K-900307	32	1009070026	K-080161	37
1009042055	K-040220	31	1009046008	K-900308	32	1009070029	K-080163	37
1009042061	K-900344	41	1009046018	K-900303	32	1009071006	K-901701	43
1009042063	K-080380	41	1009046026	K-900350	32	1009071009	K-901810	43
1009042064	K-900345	41	1009046029	K-900351	32	1009071014	K-901801	43
1009042065	K-900342	41	1009046032	K-900352	32	1009105000	K-080250	44
1009042077	K-900381	31	1009046040	K-070066	32	1009105002	K-080251	44
1009042079	K-900382	31	1009046045	K-070076	32	1009105004	K-080252	44
1009042082	K-900383	31	1009046046	9024.67	32	1009105006	K-080253	44
1009042105	K-040300	32	1009046047	K-080090	32	1009105008	K-080254	44
1009042111	K-040301	32	1009046048	K-900304	32	1009105009	K-080255	44
1009042117	K-040302	32	1009046052	K-900313	32	1009105011	K-080114	44
1009042120	K-900101	30	1009046054	K-080092	32	1009105013	K-080110	44
1009042128	K-900002	30	1009046072	K-900310	32	1009105014	K-080109	44
1009042132	K-080070	30	1009046075	K-080128	32	1009105016	K-080108	44
1009042134	K-080069	30	1009068000	K-901000	37	1009105018	K-080256	44
1009042139	K-080384	41	1009068001	K-901700	42	1009105019	K-080257	44
1009042141	K-080386	41	1009068002	K-901800	43	1009105021	K-080107	44
1009042143	K-080385	41	1009068003	K-900410	37	1009183002	K-085030	40
1009042145	K-902718	31	1009068007	K-900400	36	1009183004	K-085035	37
1009042146	K-902716	31	1009068010	K-900401	36	1009250001	K-609032	44
1009042149	K-902717	31	1009068011	K-900404	36	1009250002	K-609033	44
1009042202	-	41	1009068018	K-080551	31	1009250003	K-609034	44
1009044002	K-900100	30	1009068020	K-900403	36	1009250004	K-609062	44
1009044003	K-900102	30	1009068028	K-900411	37	1009250005	K-609035	44
1009044005	K-900103	30	1009068029	K-902003	36	1009257007	K-900500	33
1009044006	9024.88	30	1009068030	K-900402	36	1009257009	K-900501	33
1009044008	K-900104	30	1009068034	9024.49	36	1009257010	K-900502	33
1009044009	K-900105	30	1009068040	K-900412	37	1009257014	9024.950	35
1009044024	K-080125	30	1009068041	K-900413	37	1009257015	9024.940	35
1009044029	K-080089	30	1009068048	K-900405	36	1009257016	9024.54	33
1009044030	K-070253	30	1009068050	K-900406	36	1009257020	K-900503	33
1009044040	K-080126	30	1009068054	K-041808	36	1009257021	9024.970	35
1009044050	K-080097	30	1009068060	K-041809	36	1009257023	K-900504	33
1009044051	K-080096	30	1009068066	K-040402	36	1009257027	9050.100	33
1009045003	K-900010	30	1009068112	-	36	1009257029	9063.100	33
1009045005	K-900000	30	1009069005	K-902000	36	1009257043	K-900650	35

# INDEX

New code	Old code	page	New code	Old code	page	New code	Old code	page
1009257044	K-900652	36	1009260035	K-900613	35	1009261000	K-901936	42
1009257045	K-900654	36	1009260038	9024.630	35	1009261001	K-901932	41
1009257048	K-900651	36	1009260041	K-900616	35	1009261002	K-901933	42
1009257051	K-900653	36	1009260042	K-900614	35	1009261004	K-901931	41
1009257063	K-070026	35	1009260043	K-900617	35	1009261005	K-901934	42
1009257066	K-070027	35	1009260044	K-900615	35	1009261007	K-901937	42
1009257073	K-070616	35	1009260045	9040.120	35	1009261009	K-901935	42
1009257076	K-070617	35	1009260048	K-900618	35	1009271000	K-080258	44
1009257106	K-070618	35	1009260049	K-071012	35	1009271002	K-080259	44
1009257113	K-070619	35	1009260069	K-081116	34	1009271009	K-900111	44
1009257115	K-901930	41	1009260097	K-081118	34	1009271013	K-900112	44
1009257129	K-041802	33	1009260102	K-070615	35	1009285000	K-201050	41
1009257144	K-041803	33	1009260129	9024.620	35	1009285001	K-905023	39
1009257152	K-040025	33	1009260160	K-040602	34	1009285005	K-905000	38
1009257205	K-041805	34	1009260161	K-040603	34	1009285009	K-905002	39
1009257217	K-041807	34	1009260162	K-040604	34	1009285013	K-905001	38
1009257262	K-084008	32	1009260163	K-040605	34	1009285017	K-905003	39
1009257279	K-084006	32	1009260164	K-040608	34	1009285029	K-085068	38
1009257305	-	33	1009260165	K-040622	34	1009285032	K-085070	39
1009258000	K-904000	32	1009260166	K-040818	34	1009285040	K-085104	39
1009258001	K-904001	32	1009260167	K-041806	34	1009285050	K-905026	39
1009258002	K-904002	32	1009260168	K-081101	34	1009285053	K-085027	39
1009258011	K-904003	32	1009260169	K-081102	34	1009285055	K-085067	38
1009258012	K-084010	40	1009260170	K-081103	34	1009285056	K-905005	40
1009258017	K-084020	40	1009260171	K-081104	34	1009285057	K-085010	40
1009258018	K-084030	40	1009260172	K-081105	34	1009285059	K-905022	39
1009258029	K-080166	32	1009260173	K-081106	34	1009285062	K-085069	39
1009258034	K-080167	32	1009260174	K-081107	34	1009285077	K-085071	39
1009258036	K-084004	32	1009260175	K-081108	34	1009285082	K-085072	39
1009259000	K-903000	33	1009260176	K-081109	34	1009285101	K-085081	37
1009259001	K-903001	33	1009260177	K-081110	34	1009285102	K-085082	37
1009259002	K-903002	33	1009260178	K-081111	34	1009286021	-	38
1009259003	K-903007	33	1009260179	K-081112	34	1009286022	-	38
1009259006	9050.110	33	1009260180	K-081113	34	1009286023	-	38
1009259010	9063.110	33	1009260181	K-081114	34	1009286024	-	38
1009259027	K-083004	33	1009260182	K-081115	34	1010040003	9012.00	45
1009259037	K-080129	33	1009260183	K-081117	34	1010040003	9012.00	161
1009259040	K-083003	33	1009260184	K-900600	35	1010040006	9012.080	45
1009259043	K-080130	33	1009260185	K-900601	35	1010040006	9012.080	161
1009259046	K-903003	33	1009260186	K-900602	35	1010040008	9012.100	45
1009260000	K-900605	35	1009260187	K-900603	35	1010040008	9012.100	161
1009260001	9040.140	35	1009260188	K-900606	35	1010040011	9012.020	45
1009260007	K-070621	35	1009260189	K-900607	35	1010040011	9012.020	161
1009260009	K-070622	35	1009260190	K-900608	35	1010040013	9026.330	45
1009260010	K-900604	35	1009260191	k-900609	35	1010040013	9026.330	161
1009260019	9024.61	35	1009260192	K-900611	35	1010040015	9012.040	45
1009260022	9024.600	35	1009260193	K-900619	35	1010040015	9012.040	161
1009260026	K-070623	35	1009260294	-	34	1010045000	9025.01	45
1009260027	K-900610	35	1009260295	-	34	1010045000	9025.01	162
1009260032	K-900612	35	1009260296	-	34	1010045001	9025.04	45



# INDEX

New code	Old code	page	New code	Old code	page	New code	Old code	page
1010045001	9025.04	162	1110042003	9014.16	162	1209050012	04103163	64
1010271001	9012.00N	45	1110042005	9014.13	162	1209050013	04103175	64
1010271001	9012.00N	162	1110042006	9014.14	162	1209050014	04103190	64
1010271002	9012.08N	45	1110042008	981	162	1209051003	04103216	64
1010271002	9012.08N	162	1110042012	9014.19	162	1209051004	04103220	64
1010271005	9010.08N	44	1110226000	9006.97	161	1209051005	04103221	64
1010271005	9010.08N	162	1110226001	9012.913	161	1209051006	04103225	64
1010271008	9012.02N	45	1110226002	9006.95	161	1209051007	04103226	64
1010271008	9012.02N	162	1110226003	9001.92	161	1209051008	04103232	64
1029195000	0.9620-6C	29	1110226004	9001.96	161	1209051009	04103231	64
1029195001	0.9620-6N	29	1110226006	9014.183	161	1209051010	04103240	64
1029195002	0.9625-6C	29	1110245000	K-101205	162	1209051012	04103250	64
1029195003	0.9625-6N	29	1110271000	9003.47	161	1209051013	04103263	64
1029195010	0.9616-6C	29	1110271001	9003.67	161	1209051014	04103275	64
1029195011	0.9616-6N	29	1110271002	9012.91	161	1209051015	04103290	64
1029196031	0.9616 600M	29	1110271003	9012.92	161	1209057000	04106016	68
1029196031	0.9616 600M	160	1110271005	9006.56	161	1209057001	04106020	68
1029196067	0.9632-6N	29	1110271006	9006.59	161	1209065001	04107020	69
1029196071	0.9732	29	1110271008	9006.48	161	1209068000	04104316	65
1029196078	0.9740	29	1110271010	9006.57	161	1209068001	04104320	65
1029196081	0.9625	29	1110271011	K-601705	161	1209068002	04104325	65
1029196092	0.9620	29	1129198070	-	160	1209068003	04104332	65
1029196092	0.9620	160	1129198076	-	160	1209068004	04104340	65
1029196106	0.9626	29	1129198094	-	160	1209068005	04104350	65
1029196114	0.9632-6C	29	1129198096	-	160	1209068006	04104363	65
1029196115	0.9632	29	1129200055	-	160	1209068007	04104375	65
1029196119	0.9640	29	1129200056	-	160	1209068008	04104390	65
1029196123	0.9616	29	1209025000	04110011	71	1209068009	04104011	64
1029196123	0.9616	160	1209025001	04110016	71	1209068010	04104016	64
1029196208	-	29	1209025002	04110020	71	1209068011	04104020	64
1029196209	-	29	1209025003	04110025	71	1209068012	04104025	64
1029196210	-	29	1209025004	04110032	71	1209068013	04104032	64
1029196211	-	29	1209025005	04110040	71	1209068014	04104040	64
1029196212	-	29	1209025006	04110050	71	1209068015	04104050	64
1029196274	-	29	1209025007	04110063	71	1209068016	04104063	64
1029196275	-	29	1209025008	04110075	71	1209068017	04104075	64
1029198000	-	160	1209025009	04110090	71	1209068018	04104090	64
1029198001	-	160	1209036000	04101016	62	1209068019	04104116	65
1029200000	-	160	1209036002	04101020	62	1209068020	04104120	65
1109042002	9019.23	163	1209036003	04101025	62	1209068021	04104125	65
1109042004	9019.24	163	1209036004	04101032	62	1209068022	04104216	65
1109042007	9019.28	163	1209050002	04103116	64	1209068023	04104220	65
1109042008	9014.610	162	1209050003	04103120	64	1209068024	04104225	65
1109226003	9014.490	163	1209050004	04103121	64	1209068025	04104232	65
1109226004	9006.01	163	1209050005	04103125	64	1209068028	-	65
1109226006	9001.80	163	1209050006	04103126	64	1209069000	04104616	66
1109226009	9006.78	163	1209050007	04103132	64	1209069001	04104620	66
1109226017	-	163	1209050008	04103131	64	1209069002	04104621	66
1109226018	-	163	1209050009	04103140	64	1209069003	04104625	66
1109226019	-	163	1209050011	04103150	64	1209069004	04104626	66

# INDEX

New code	Old code	page
1209069005	04104632	66
1209069006	04104416	66
1209069007	04104420	65
1209069008	04104425	66
1209069009	04104634	66
1209070000	04104516	67
1209070001	04104520	67
1209070002	04104521	67
1209070003	04104525	67
1209070004	04104526	67
1209070005	04104532	67
1209070006	04104534	67
1209091001	04109110	70
1209091002	04109140	70
1209091003	04109150	70
1209091004	04109163	70
1209091005	04109175	70
1209091006	04109190	70
1209091015	04109310	70
1209091016	04109340	70
1209091017	04109350	70
1209091018	04109360	70
1209091019	04109375	70
1209091020	04109390	70
1209105000	04107116	69
1209105001	04107120	69
1209105002	04107125	69
1209105003	-	69
1209107030	04111016	73
1209107031	04111020	73
1209107032	04111025	73
1209107033	04111032	73
1209107034	04111040	73
1209107035	04111050	73
1209107036	04111063	73
1209107037	04111075	73
1209107038	04111090	73
1209210000	04111000	74
1209220000	04108050	63
1209220001	04108012	63
1209220002	04108013	63
1209220003	04108011	63
1209220004	04108020	63
1209220005	04108025	63
1209220006	04108026	63
1209220007	04108032	63
1209220008	04108033	63
1209220009	04108040	63
1209220010	04108041	63
1209220011	04108042	63

New code	Old code	page
1209220012	04108051	63
1209220013	04108063	63
1209220014	04108064	63
1209220015	04108065	63
1209220016	04108075	63
1209220017	04108076	63
1209220018	04108090	63
1209220019	04108091	63
1209220020	04108092	63
1209220021	-	63
1209220022	-	63
1209230003	04118111	62
1209230007	04118163	62
1209230009	04118175	62
1209230011	04118190	62
1209238009	04118211	62
1209238010	04118263	62
1209238011	04118275	62
1209238012	04118290	62
1209238022	-	62
1209238023	-	62
1209245000	04103011	63
1209245001	04103016	63
1209245002	04103020	63
1209245003	04103025	63
1209245004	04103032	63
1209245005	04103040	63
1209245006	04103050	63
1209245007	04103063	63
1209245008	04103075	63
1209245009	04103090	63
1209245018	-	64
1209245019	-	64
1209245020	-	64
1209257000	04105111	67
1209257001	04105116	67
1209257002	04105120	67
1209257003	04105125	67
1209257004	04105132	67
1209257005	04105140	67
1209257006	04105150	67
1209257007	04105163	67
1209257008	04105175	67
1209257009	04105190	67
1209257010	04105416	68
1209257011	04105020	68
1209257012	04105025	68
1209257013	04105026	68
1209257016	04105032	68
1209257017	04105033	68

New code	Old code	page
1209257018	04105034	68
1209257019	04105040	68
1209257020	04105041	68
1209257021	04105042	68
1209257022	04105050	68
1209257023	04105051	68
1209257024	04105052	68
1209257025	04105053	68
1209257026	04105063	68
1209257027	04105064	68
1209257028	04105065	68
1209257029	04105075	68
1209257030	04105090	68
1209257031	04105091	68
1209257032	04105092	68
1209258000	04105216	69
1209258002	04105220	69
1209258003	04105221	69
1209258004	04105225	69
1209258005	04105226	69
1209258006	04105232	69
1209258007	04105233	69
1209259000	04105316	69
1209259005	-	69
1209259006	-	69
1209260009	-	68
1209260010	-	68
1209260011	-	68
1209260012	-	68
1209260013	-	68
1209260014	-	68
1209260015	-	68
1209269000	04102016	62
1209269001	04102020	62
1209269002	04102025	62
1209269003	04102032	62
1209271000	04107216	70
1209271001	04107220	70
1209271002	04107221	70
1209271003	04107226	70
1209271004	04107225	70
1209271006	-	70
1209271007	-	70
1209271008	-	70
1209271010	-	70
1209271011	-	70
1209271012	-	70
1209272000	04107232	70
1209278001	04111220	71
1209278002	04111225	71

# INDEX

New code	Old code	page	New code	Old code	page	New code	Old code	page
1209278003	04111240	71	1229205025	03910020	60	1300154242	-	212
1209278004	04111250	71	1229205026	03910025	60	1300154243	-	212
1209278005	04111263	71	1229205027	03910032	60	1300154244	-	212
1209278006	04111275	71	1229206029	04000311	59	1300154245	-	212
1209278014	04111232	71	1229206031	04000316	59	1300154246	-	212
1209280000	04112220	71	1229206033	04000320	59	1300154247	-	212
1209280001	04112225	71	1229206035	04000325	59	1300154248	-	212
1209280002	04112232	71	1229206037	04000332	59	1300154271	-	213
1209280003	04114220	72	1229206039	04000340	59	1300154272	-	213
1209280004	04114225	72	1229206041	04000350	59	1300154273	-	213
1209280005	04114232	72	1229206043	04000363	59	1300154274	-	213
1209280006	04113220	71	1229206045	04000375	59	1300154275	-	213
1209280007	04113225	71	1229206047	04000390	59	1300154276	-	213
1209280008	04113232	71	1229348000	-	61	1300154277	-	213
1209285000	-	66	1229348001	-	61	1300154278	-	213
1209285001	-	66	1229348002	-	61	1300154279	-	213
1229203000	04000211	59	1229348003	-	61	1300154280	-	213
1229203001	04000220	59	1229348004	-	61	1300154281	-	213
1229203003	04000225	59	1229348005	-	61	1300154285	-	213
1229203005	04000232	59	1229348006	-	61	1300154287	-	213
1229203008	04000240	59	1229348007	-	61	1300154289	-	213
1229203010	04000250	59	1229348008	-	61	1300154291	-	213
1229203012	04000263	59	1300005000	0.52071	182	1300154293	-	213
1229203014	04000275	59	1300005000	0.52071	218	1300154295	-	213
1229203016	04000290	59	1300005003	10612	182	1300154297	-	213
1229204000	03810011	60	1300005003	10612	217	1300154299	-	213
1229204002	03810020	60	1300005004	5322	182	1300154301	-	213
1229204003	03810025	60	1300005004	5322	217	1300154303	-	213
1229204004	03810032	60	1300005006	-	183	1300154305	-	213
1229204005	03810040	60	1300025002	6095.43	178	1300154309	-	213
1229204006	03810050	60	1300025002	6095.43	215	1300154310	-	213
1229204007	03810063	60	1300025005	-	179	1300154311	-	213
1229204008	03810075	60	1300025005	-	215	1300154312	-	213
1229204009	03810090	60	1300029005	5312	214	1300154313	-	213
1229205000	03900090	60	1300079002	512	180	1300174003	P06	214
1229205001	03910011	60	1300079048	-	180	1300174018	P09	214
1229205002	03900011	60	1300079049	-	180	1300174020	P12	214
1229205003	03900016	60	1300103001	K-803003	184	1300174028	R543	180
1229205005	03900020	60	1300103003	K-803005	184	1300174028	R543	216
1229205007	03900025	60	1300105000	91000	212	1300174042	-	180
1229205009	03900032	60	1300105001	91001	212	1300174042	-	216
1229205011	03910040	60	1300105003	-	212	1300183001	6095.28	179
1229205012	03900040	60	1300105004	-	212	1300183002	6095.30	179
1229205014	03910050	60	1300154128	S3.03	212	1300183006	K-600400	179
1229205015	03900050	60	1300154129	S3.04	212	1300183006	K-600400	216
1229205017	03910063	60	1300154130	S3.05	212	1300183007	K-600500	179
1229205018	03900063	60	1300154238	-	212	1300183007	K-600500	217
1229205020	03910075	60	1300154239	-	212	1300183051	-	179
1229205021	03900075	60	1300154240	-	212	1300220002	4.12	178
1229205024	03910090	60	1300154241	-	212	1300220002	4.12	214

# INDEX

New code	Old code	page	New code	Old code	page	New code	Old code	page
1300220003	4.13	178	1316157071	-	177	1316158002	-	210
1300220003	4.13	214	1316157072	-	177	1316158003	-	210
1300220008	-	178	1316157073	-	177	1316158004	-	210
1300220008	-	214	1316157074	-	177	1316158005	-	210
1300220009	-	178	1316157075	-	177	1316158006	-	210
1300220009	-	214	1316157076	-	177	1316158007	-	210
1300250019	6095.32	215	1316157077	-	177	1316158008	-	210
1300250020	-	181	1316157078	-	177	1316158009	-	210
1300250020	-	215	1316157079	-	177	1316158010	-	210
1300250021	-	179	1316157080	-	177	1316160022	-	175
1300250021	-	215	1316157081	-	177	1316160023	-	175
1300257001	R542	181	1316157082	-	177	1316160024	-	175
1300257001	R542	216	1316157083	-	177	1316160025	-	175
1300257002	R5541	181	1316157084	-	177	1316160026	-	175
1300257002	R5541	217	1316157085	-	177	1316160027	-	175
1300257003	-	181	1316157086	-	177	1316160028	-	175
1300257003	-	216	1316157087	-	177	1316160029	-	175
1300257004	-	182	1316157088	-	184	1316160030	-	175
1300257004	-	217	1316157089	-	184	1316160031	-	175
1300264001	K-601400	183	1316157090	-	184	1316160032	-	175
1300264002	K-601401	183	1316157091	-	184	1316160033	-	176
1300277000	1305.11	182	1316157092	-	184	1316160034	-	176
1300277000	1305.11	218	1316157093	-	184	1316160035	-	176
1316156000	-	210	1316157094	-	184	1316160036	-	176
1316156001	-	210	1316157095	-	184	1316160037	-	176
1316156002	-	210	1316157096	-	184	1316160038	-	176
1316156003	-	210	1316157128	-	176	1316160039	-	176
1316156004	-	210	1316157129	-	176	1316160040	-	176
1316156005	-	210	1316157130	-	176	1316160041	-	176
1316156006	-	210	1316157131	-	176	1316160042	-	176
1316156007	-	210	1316157132	-	176	1316160043	-	176
1316156008	-	210	1316157133	-	176	1316160044	-	183
1316156009	-	210	1316157134	-	176	1316160045	-	183
1316156010	-	210	1316157135	-	176	1316160046	-	183
1316157055	-	175	1316157136	-	176	1316160047	-	183
1316157056	-	175	1316157137	-	176	1316160048	-	183
1316157057	-	175	1316157138	-	176	1316160049	-	183
1316157058	-	175	1316157139	-	178	1316160050	-	183
1316157059	-	175	1316157140	-	178	1316160051	-	183
1316157060	-	175	1316157141	-	178	1316160052	-	183
1316157061	-	175	1316157142	-	178	1316161000	-	211
1316157062	-	175	1316157143	-	178	1316161001	-	211
1316157063	-	175	1316157144	-	178	1316161002	-	211
1316157064	-	175	1316157145	-	178	1316161003	-	211
1316157065	-	175	1316157146	-	178	1316161004	-	211
1316157066	-	177	1316157147	-	178	1316161005	-	211
1316157067	-	177	1316157148	-	178	1316161006	-	211
1316157068	-	177	1316157149	-	178	1316161007	-	211
1316157069	-	177	1316158000	-	210	1316161008	-	211
1316157070	-	177	1316158001	-	210	1316161009	-	211

# INDEX

New code	Old code	page	New code	Old code	page	New code	Old code	page
1316161010	-	211	1346157019	75100A	185	1446180000	1100-OP	187
1327098159	-	192	1346157020	75110A	185	1446180001	1110-OP	187
1327098159	-	194	1346157021	75120A	185	1446180002	1120-OP	187
1328155000	-	185	1347154022	S3.02	212	1509011000	620184.4	93
1328155001	-	185	1347154023	S3.06	212	1509011002	620185.5	93
1328155002	-	185	1400151001	85/834	222	1509011003	620186.6	93
1328155003	-	185	1414183018	-	187	1509011004	6240839	93
1328155004	-	185	1414183019	-	187	1509011005	6240841	93
1328155005	-	185	1414183020	-	187	1509011007	6240850	93
1328155006	-	185	1414183021	-	187	1509011008	6240861	93
1328155007	-	185	1414183022	-	187	1509011009	6240872	93
1328155008	-	185	1414183023	-	187	1509022005	620193.2	93
1328155009	-	185	1445096001	1620S	222	1509022006	620194.3	93
1328155010	-	185	1445096002	1630S	222	1509022007	6240883	93
1328155011	-	185	1445096004	1640S	222	1509022008	6240894	93
1328155012	-	185	1445096006	1600S	222	1509042002	6340917	84
1328155013	-	185	1445096008	1610S	222	1509042021	6249852	82
1328155014	-	185	1445096011	1620Z	221	1509042022	6340422	82
1328155015	-	185	1445096014	1630Z	221	1509042023	6340796	82
1328155016	-	185	1445096016	1640Z	221	1509042024	624135.6	82
1328155017	-	185	1445096018	1600Z	221	1509042025	624136.7	82
1328155018	-	185	1445096020	1610Z	221	1509042026	6340774	82
1328155019	-	185	1445117000	1300S	221	1509042027	6340785	82
1328155020	-	185	1445117001	1310S	221	1509044000	6340939	84
1328155021	-	185	1445117002	1320S	221	1509044001	620236.1	84
1328155022	-	185	1445117003	1330S	221	1509044003	620237.2	84
1328155023	-	185	1445117004	1340S	221	1509044005	620238.3	84
1328155024	-	185	1445117011	1320Z	220	1509044006	620239.4	84
1328155025	-	185	1445117012	1330Z	220	1509044007	6302715	84
1328155026	-	185	1445117013	1310Z	220	1509044008	6302708	84
1328155027	-	185	1445117014	1340Z	220	1509044010	6240102	84
1328155028	-	185	1445117024	1300Z	220	1509044011	6240124	84
1328155029	-	185	1445117036	-	220	1509044012	6302721	84
1343183013	-	210	1445117037	-	220	1509044013	6302723	84
1343183014	-	210	1445117038	-	220	1509044014	6249830	84
1343183015	-	210	1445117039	-	220	1509044015	6240113	84
1343183016	-	210	1445117040	-	220	1509044016	6241004	84
1343183017	-	210	1445180000	1130Z	219	1509044017	6340928	84
1343183018	-	210	1445180001	1140Z	219	1509044019	624130.1	82
1343183019	-	210	1445180002	1100Z	219	1509044020	624132.3	82
1346103000	K-803002	184	1445180003	1110Z	219	1509044021	624126.8	82
1346103005	-	184	1445180004	1120Z	219	1509044022	624127.9	82
1346157011	75020A	185	1445180006	1130S	219	1509044023	624134.5	82
1346157012	75030A	185	1445180007	1140S	219	1509045002	620226.2	82
1346157013	75040A	185	1445180008	1100S	219	1509045003	620228.4	82
1346157014	75050A	185	1445180009	1110S	219	1509045005	620227.3	82
1346157015	75060A	185	1445180010	1120S	219	1509045006	620229.5	82
1346157016	75070A	185	1446117003	1300-OP	188	1509045007	620230.6	82
1346157017	75080A	185	1446117004	1310-OP	188	1509045009	6240135	82
1346157018	75090A	185	1446117005	1320-OP	188	1509045010	6240146	82

# INDEX

New code	Old code	page	New code	Old code	page	New code	Old code	page
1509045012	6240157	82	1509068016	6208136	86	1509070004	620200.9	92
1509045013	6240168	82	1509068018	6340312	86	1509070005	6240366	92
1509045014	6240179	82	1509068019	6340301	86	1509070006	6240377	92
1509045016	6302823	82	1509068021	6208114	86	1509070007	6240388	92
1509045017	6302825	82	1509068023	620177.8	86	1509070008	6240399	92
1509045019	6241015	82	1509068024	620178.9	86	1509070009	6240401	92
1509045020	6341247	82	1509068025	6240465	86	1509070010	620206.4	92
1509050000	6208906	83	1509068026	6240476	86	1509070012	620208.6	92
1509050001	6208928	83	1509068027	6240487	86	1509070013	620207.5	92
1509050002	6208939	83	1509068028	6240498	86	1509070014	620209.7	92
1509050003	6208961	83	1509068029	6240509	86	1509070015	6240982	92
1509050004	6208917	83	1509068031	6208092	86	1509076000	620242.7	84
1509050007	6208941	83	1509068033	6208103	86	1509076002	620987.4	84
1509050008	6208950	83	1509068036	6208059	85	1509076003	620243.8	84
1509052000	620112.9	85	1509068037	620155.8	85	1509076004	620244.9	84
1509057000	620678.3	90	1509068038	620156.9	85	1509076005	620245.1	84
1509057001	620681.6	90	1509068039	6240181	85	1509076006	6240960	84
1509057002	620288.9	89	1509068040	6240190	85	1509076007	6240971	84
1509057004	620289.1	89	1509068041	6240201	85	1509080000	6206255	85
1509057005	620290.0	89	1509068042	6240212	85	1509080001	620143.7	85
1509057006	620291.1	89	1509068043	6240223	85	1509080003	620144.8	85
1509057007	620713.5	89	1509068045	6208004	85	1509080004	620145.9	85
1509057008	620714.6	89	1509068047	6208048	85	1509080005	6240058	85
1509057009	6240828	89	1509068049	6340281	85	1509080006	6240069	85
1509057013	620675.0	90	1509068050	6208081	86	1509080007	6240071	85
1509057015	620676.1	90	1509068052	620162.4	86	1509080008	6240080	85
1509057017	620677.2	90	1509068053	620163.5	86	1509080009	6240091	85
1509057019	620679.4	90	1509068054	620164.6	86	1509080011	6206233	85
1509057021	620680.5	90	1509068055	6240410	86	1509080012	6206244	85
1509057022	620682.7	90	1509068056	6240421	86	1509080013	624131.2	82
1509057023	620683.8	90	1509068058	6240432	86	1509080014	6341357	85
1509057024	6341005	89	1509068059	6240443	86	1509091000	6341500	95
1509057025	6340972	89	1509068060	6240454	86	1509091001	6341511	95
1509057026	6341016	89	1509068062	6208061	86	1509091002	6341522	95
1509057027	6340983	89	1509068064	6208070	86	1509091003	620659.6	95
1509057028	6341027	89	1509068066	6340290	86	1509091004	620660.7	95
1509057029	6340994	89	1509069004	620094.2	91	1509091005	6340323	95
1509068000	6249577	91	1509069005	620093.1	91	1509091010	620661.8	95
1509068001	6240964	91	1509069006	620095.3	91	1509106000	6340521	83
1509068002	6249599	91	1509069007	6241169	91	1509106001	6340532	83
1509068004	6208147	86	1509069008	6241171	91	1509106002	6340554	83
1509068005	620154.7	85	1509069009	6249588	91	1509106003	6340565	83
1509068006	620170.1	86	1509069010	6241180	91	1509106004	6340576	83
1509068007	620171.2	86	1509069011	6241061	91	1509106005	6340587	83
1509068008	6240511	86	1509069012	6341038	92	1509106006	6340598	83
1509068009	6240520	86	1509069013	6341049	92	1509178000	620192.1	93
1509068010	6240531	86	1509069014	6341051	92	1509182021	622220.5	96
1509068011	6240542	86	1509070000	620197.6	92	1509182021	622220.5	123
1509068012	6240553	86	1509070002	620199.8	92	1509182022	6222216	96
1509068014	6208125	86	1509070003	620198.7	92	1509182022	6222216	123

# INDEX

New code	Old code	page	New code	Old code	page	New code	Old code	page
1509182023	6222227	96	1509221027	6240234	91	1509257000	620685.1	90
1509182023	6222227	123	1509221028	6240245	91	1509257002	620689.3	90
1509182024	6222238	96	1509221029	6240256	91	1509257003	620684.9	90
1509182024	6222238	123	1509221030	6240278	91	1509257004	620686.0	90
1509182025	6222249	96	1509221031	620667.3	91	1509257005	620687.1	90
1509182025	6222249	123	1509221032	6240289	91	1509257006	620688.2	90
1509182026	6222251	96	1509221033	6240291	91	1509257007	620690.4	90
1509182026	6222251	123	1509221034	6240993	91	1509257008	6206464	87
1509182027	6222260	96	1509221035	6206387	91	1509257009	620248.2	87
1509182027	6222260	123	1509221036	6206398	91	1509257010	620249.3	87
1509182028	6222271	96	1509221037	6206409	91	1509257011	620250.4	87
1509182028	6222271	123	1509221038	6206411	91	1509257012	6240564	87
1509182029	6119410	96	1509221039	6246651	91	1509257013	6240575	87
1509182029	6119410	123	1509221040	6240267	91	1509257014	6240586	87
1509182030	6119401	96	1509221041	6240300	91	1509257015	6240597	87
1509182030	6119401	123	1509237000	6118301	97	1509257016	6240608	87
1509182031	6119421	96	1509237000	6118301	124	1509257018	6206442	87
1509182031	6119421	123	1509237001	6118310	97	1509257019	6206453	87
1509182032	6119432	96	1509237001	6118310	124	1509257021	6249601	93
1509182032	6119432	123	1509237002	6118321	97	1509257022	6249610	93
1509182033	6119443	96	1509237002	6118321	124	1509257023	6249621	93
1509182033	6119443	123	1509237003	6118332	97	1509257024	6340400	93
1509182034	6119454	96	1509237003	6118332	124	1509257025	6340334	87
1509182034	6119454	123	1509237004	6118343	97	1509257027	620277.9	88
1509182035	6119465	96	1509237004	6118343	124	1509257028	620278.1	88
1509182035	6119465	123	1509237005	6118354	97	1509257029	620279.0	88
1509182038	6119828	124	1509237005	6118354	124	1509257030	6240718	88
1509182039	6119784	124	1509245000	6340411	84	1509257031	6241026	82
1509182040	6119795	124	1509245001	6206222	84	1509258000	6241070	93
1509182041	6119806	124	1509245002	620135.1	84	1509258001	6206521	93
1509182042	6119817	124	1509245003	620136.0	84	1509258004	620281.2	93
1509182043	6119839	124	1509245004	620137.1	84	1509258005	620282.3	93
1509182044	6119841	124	1509245006	6240003	84	1509258006	620984.1	93
1509221010	6340213	91	1509245007	6240014	84	1509258007	6240621	93
1509221011	6340224	91	1509245008	6240025	84	1509258008	6240619	93
1509221012	6340235	91	1509245009	6240036	84	1509258009	6240630	93
1509221013	6340246	91	1509245010	6240047	84	1509258010	6240641	93
1509221014	6340268	91	1509245011	6206200	84	1509258011	6240652	93
1509221015	6340279	91	1509245012	6206211	84	1509258012	6240663	93
1509221016	6340257	91	1509250001	6206937	94	1509258014	6240674	93
1509221017	6206420	91	1509250002	620295.5	94	1509258015	6240685	93
1509221018	6206431	91	1509250003	620296.6	94	1509258016	6240696	93
1509221019	620211.9	91	1509250004	6240311	94	1509258018	6240707	93
1509221020	620212.1	91	1509250005	6240322	94	1509258020	6206508	93
1509221021	620213.0	91	1509250006	6240333	94	1509258021	6206519	93
1509221022	620214.1	91	1509250007	6240344	94	1509260000	6303389	88
1509221023	620215.2	91	1509250008	6240355	94	1509260001	6303391	88
1509221024	620216.3	91	1509250010	6206915	94	1509260002	6303393	88
1509221025	620217.4	91	1509250012	6206926	94	1509260003	6303395	88
1509221026	620218.5	91	1509250025	6340171	94	1509260004	6303397	88

# INDEX

New code	Old code	page	New code	Old code	page	New code	Old code	page
1509260005	6303399	88	1509272006	6207036	83	1609037007	6198335	119
1509260006	6206497	88	1509278000	-	94	1609037008	6198346	119
1509260007	620276.8	88	1509278001	-	94	1609037010	6198357	119
1509260009	620256.1	88	1509278002	-	94	1609037011	6198368	119
1509260010	620257.0	88	1509278003	-	94	1609037013	6198379	119
1509260011	620258.1	88	1509278004	-	94	1609037014	6198381	119
1509260012	620259.2	88	1509278005	-	94	1609042000	6190415	110
1509260013	620673.9	89	1509278006	-	94	1609042001	6190426	110
1509260014	620260.3	88	1509278007	-	94	1609042002	6190437	110
1509260015	620261.4	88	1509278008	-	94	1609042003	6190448	110
1509260016	620674.1	89	1509278009	-	94	1609042004	6190459	110
1509260017	620262.5	88	1509278010	-	94	1609042005	6190461	110
1509260018	620263.6	88	1509278011	-	94	1609042006	6190470	110
1509260020	6240729	88	1509278012	-	94	1609042007	6190481	110
1509260021	620265.8	88	1509278013	-	94	1609042008	6190492	110
1509260022	620266.9	88	1530207026	620482.5	81	1609042009	6190503	110
1509260024	6240731	88	1530207027	620459.4	81	1609042010	6190525	110
1509260025	6240740	88	1530207028	620460.5	81	1609042011	6190536	110
1509260026	6240751	88	1530207029	620461.6	81	1609042012	6190514	110
1509260027	6240762	88	1530207030	620462.7	81	1609042013	6190547	110
1509260028	6240773	88	1530207031	620463.8	81	1609042014	6190558	110
1509260029	6240784	88	1530207032	620464.9	81	1609042015	6190569	110
1509260030	6240795	88	1530207033	620465.1	81	1609042016	6190571	110
1509260031	6240806	88	1530207034	620466.0	81	1609042025	6198940	110
1509260032	6240817	88	1530207036	620483.6	81	1609042026	6198931	110
1509260037	6340356	88	1530207037	620480.3	81	1609042027	6193308	110
1509260038	6303371	88	1530207038	620481.4	81	1609042028	6193330	111
1509260039	6303373	88	1609011002	6190008	119	1609042030	619855.5	111
1509260040	6303375	88	1609011003	6190019	119	1609042031	619856.6	111
1509260041	6303377	88	1609011004	6191834	119	1609042032	619857.7	111
1509260044	6206475	88	1609011005	6191845	119	1609042033	619858.8	111
1509260045	6303379	88	1609011008	6190030	120	1609042034	6193319	111
1509260046	6303381	88	1609011009	6190021	120	1609042035	6193321	111
1509260047	6303383	88	1609011010	6191856	120	1609042037	619851.1	111
1509260048	6303385	88	1609011011	6191867	120	1609042038	619852.2	111
1509260049	6303387	88	1609011014	6190184	120	1609042039	619853.3	111
1509260052	6206486	88	1609011015	6190195	120	1609042040	619854.4	111
1509260054	6340345	88	1609011016	6191878	120	1609045002	620475.9	110
1509260055	6340367	88	1609011017	6191889	120	1609045003	620476.1	110
1509260056	6340378	88	1609011018	6190272	120	1609045004	6190580	110
1509260057	6340389	88	1609011019	6190283	120	1609045005	6190591	110
1509260058	6340391	88	1609011025	6190294	120	1609045006	6190602	110
1509271000	620816.9	83	1609011026	6190305	120	1609045007	6190613	110
1509271001	620817.1	83	1609011027	6190316	120	1609045008	6190624	110
1509272000	620719.0	83	1609011028	6190327	120	1609045009	6190635	110
1509272001	6240916	83	1609011029	6190338	120	1609045010	6190646	110
1509272002	6240927	83	1609037000	6198390	119	1609045011	6190668	110
1509272003	6240938	83	1609037002	6198302	119	1609045012	6190657	110
1509272004	6240949	83	1609037004	6198313	119	1609045013	6190679	110
1509272005	6240951	83	1609037005	6198324	119	1609045014	6190690	110



# INDEX

New code	Old code	page	New code	Old code	page	New code	Old code	page
1609045015	6190681	110	1609068142	6198896	113	1609091003	620413.2	122
1609045016	6190701	110	1609068143	6190349	113	1609091004	6190756	122
1609045017	6190712	110	1609068144	6190351	113	1609091005	6190767	122
1609045018	6190723	110	1609068145	6190371	113	1609091006	6190778	122
1609045019	6190734	110	1609068146	6190382	113	1609091007	6190789	122
1609045020	6190745	110	1609068147	6190393	113	1609091008	6190800	122
1609045041	6198929	110	1609068148	6190404	113	1609091009	6190811	122
1609045042	6198918	110	1609068149	6198885	113	1609091010	6310010	122
1609068000	6190822	116	1609068150	6190206	113	1609091011	6310022	122
1609068001	6190833	116	1609068151	6190217	113	1609178000	6191086	119
1609068002	6190844	116	1609068152	6190228	113	1609178001	6191097	119
1609068003	6198456	116	1609068153	6190241	113	1609178002	6191108	119
1609068005	6198478	116	1609068154	6190250	113	1609178003	6191119	119
1609068007	6198491	116	1609068155	6190261	113	1609182007	6208180	96
1609068008	6190855	116	1609068156	6310002	113	1609182015	6119475	96
1609068009	6198467	116	1609068157	6310012	113	1609182016	-	123
1609068010	6198500	116	1609068192	-	114	1609182017	-	123
1609068011	6198489	116	1609068193	-	114	1609182018	-	123
1609068012	6190866	116	1609068194	-	113	1609182019	-	123
1609068013	6192274	117	1609068195	-	113	1609182020	611937.7	96
1609068048	6230081	113	1609070000	6190877	117	1609182020	611937.7	123
1609068051	6190063	113	1609070002	6190888	117	1609182021	611938.8	96
1609068052	6190074	113	1609070004	6190899	117	1609182021	611938.8	123
1609068057	6230061	113	1609070005	6190901	117	1609182022	611939.9	96
1609068059	6230070	113	1609070006	6190910	117	1609182022	611939.9	123
1609068061	6230114	114	1609070009	6190921	117	1609182023	620801.5	96
1609068066	6190151	114	1609070010	6190932	117	1609182023	620801.5	123
1609068070	6230092	114	1609080000	620430.8	112	1609182024	620802.6	96
1609068072	6230103	114	1609080001	6191284	112	1609182024	620802.6	123
1609068073	6190118	114	1609080002	6191295	112	1609182025	620803.7	96
1609068074	6190129	114	1609080003	6191306	112	1609182025	620803.7	123
1609068075	6190131	114	1609080004	6191317	112	1609220000	6198951	116
1609068076	6190140	114	1609080005	6191328	112	1609221000	620425.3	116
1609068077	6190162	114	1609080007	6191341	112	1609221001	620426.4	116
1609068078	6190173	114	1609080008	620428.6	112	1609221002	620427.5	116
1609068079	6190041	113	1609080009	620429.7	112	1609221003	6191121	116
1609068080	6190052	113	1609080010	6191339	112	1609221007	6191163	116
1609068081	6190085	113	1609090000	6191900	121	1609221015	6191240	116
1609068082	6190096	113	1609090001	6191891	121	1609221016	6191251	116
1609068083	6190107	113	1609090004	6191944	121	1609221019	620421.1	116
1609068084	6310003	113	1609090005	6191933	121	1609221020	620422.0	116
1609068085	6310013	113	1609090006	6191955	121	1609221021	620423.1	116
1609068107	6230026	113	1609090007	6191966	121	1609221022	620424.2	116
1609068115	6190239	113	1609090008	6191977	121	1609221023	6191130	116
1609068125	6230004	113	1609090010	6191922	121	1609221024	6191141	116
1609068128	6230015	113	1609090011	6191911	121	1609221025	6191152	116
1609068130	6230059	113	1609090012	6191988	121	1609221026	6191174	116
1609068133	6190360	113	1609091000	620414.3	122	1609221027	6192221	116
1609068139	6230037	113	1609091001	6190791	122	1609221028	6191185	116
1609068141	6230048	113	1609091002	620412.1	122	1609221029	6191196	116

# INDEX

New code	Old code	page	New code	Old code	page	New code	Old code	page
1609221030	6191207	116	1609257017	6191625	117	1609260037	620436.3	115
1609221031	6192230	116	1609257018	6191636	117	1609260038	620437.4	115
1609221032	6192241	116	1609257019	6198599	117	1609260039	620438.5	115
1609221033	6191218	116	1609257022	6198601	117	1609260040	620439.6	115
1609221034	6191229	116	1609257026	6198610	117	1609260041	620440.7	115
1609221035	6191231	116	1609257027	6191680	117	1609260042	620441.8	115
1609221036	6192252	116	1609257030	6198621	117	1609260043	620442.9	115
1609221037	6192263	116	1609257031	6191702	117	1609260044	620443.1	115
1609221038	6191262	116	1609257034	620455.0	117	1609260045	620444.0	115
1609221039	6191273	116	1609257035	620452.8	117	1609260046	6191383	115
1609221040	6310008	116	1609257036	620456.1	117	1609260047	6191394	115
1609221041	6310009	116	1609257037	620453.9	117	1609260048	6191416	115
1609221042	6310020	116	1609257038	6191647	117	1609260049	6191427	115
1609221043	6310019	116	1609257039	6191658	117	1609260050	6191438	115
1609221044	6310021	116	1609257040	6191669	117	1609260051	6191482	115
1609245000	620417.6	112	1609257041	6191671	117	1609260052	6191515	115
1609245002	6198874	112	1609257042	6191691	117	1609260053	6191526	115
1609245003	6190943	112	1609257043	6191713	117	1609260054	6191548	115
1609245004	6190954	112	1609257044	6191724	117	1609260055	6191561	115
1609245010	620415.4	112	1609257045	6198907	114	1609271000	6192021	111
1609245011	620416.5	112	1609257046	6191372	114	1609271001	6192032	111
1609245012	6190965	112	1609257047	6191449	114	1609271002	6192043	111
1609245013	6190976	112	1609257048	6191493	114	1609271003	6192054	111
1609245014	6190987	112	1609257049	6191537	114	1609271004	6192076	111
1609245015	6190998	112	1609257050	6191581	114	1609271009	6192111	111
1609245016	6191009	112	1609257063	-	117	1609271010	6192065	111
1609245017	6310001	112	1609257064	-	117	1609271011	6192087	111
1609245018	6310011	112	1609260000	620445.1	115	1609271012	6192098	111
1609250000	620420.9	120	1609260001	620446.2	115	1609271013	6192109	111
1609250002	6191011	120	1609260002	620447.3	115	1609271014	6191735	112
1609250004	6191020	120	1609260003	620448.4	115	1609271015	6191746	112
1609250006	6191031	120	1609260004	620449.5	115	1609271016	6191757	112
1609250010	6191053	120	1609260005	620450.6	115	1609271017	6191768	112
1609250012	6191064	120	1609260006	620451.7	115	1609271018	6191779	112
1609250016	620418.7	120	1609260007	6310005	115	1609271019	6191781	112
1609250018	620419.8	120	1609260008	6310007	115	1609271020	6191790	112
1609250020	6191042	120	1609260009	6310006	115	1609271021	-	112
1609250021	6191075	120	1609260010	6310016	115	1609271022	-	112
1609257000	620433.0	114	1609260011	6310015	115	1609271023	-	112
1609257001	6310004	114	1609260012	6310018	115	1609271024	-	112
1609257002	6191350	114	1609260013	6310017	115	1609271025	-	112
1609257003	6310014	114	1609260014	6191361	115	1609271026	-	112
1609257005	6191405	114	1609260020	6191451	115	1609271027	-	112
1609257010	620431.9	114	1609260021	6191460	115	1609272000	6192120	111
1609257011	620432.1	114	1609260022	6191471	115	1609272003	6192153	111
1609257012	620457.2	117	1609260024	6191504	115	1609272004	6192186	111
1609257013	620454.1	117	1609260030	6191559	115	1609272005	6192164	111
1609257014	6191592	117	1609260032	6191570	115	1609272009	6192219	111
1609257015	6191603	117	1609260035	620434.1	115	1609272011	6192131	111
1609257016	6191614	117	1609260036	620435.2	115	1609272012	6192142	111

# INDEX

New code	Old code	page	New code	Old code	page	New code	Old code	page
1609272013	6192175	111	1700029005	8020950A	226	1700081031	UP-G40	226
1609272014	6192197	111	1700029007	8021950A	226	1700081032	UP-G50	73
1609272015	6192208	111	1700029009	8022950A	226	1700081032	UP-G50	226
1609272016	6192296	111	1700029012	8024950A	226	1700081033	UP-G60	226
1609278000	-	121	1700049063	-	172	1700081034	UP-G63	73
1609278001	-	121	1700049063	-	223	1700081034	UP-G63	226
1609278002	-	121	1700049064	-	172	1700081035	UP-G75	73
1609278003	-	121	1700049064	-	223	1700081035	UP-G75	226
1609278004	-	121	1700049065	-	172	1700081036	UP-G90	73
1609278005	-	121	1700049065	-	223	1700081036	UP-G90	226
1609278006	-	121	1700049066	-	172	1700107000	8008	228
1609278007	-	121	1700049066	-	223	1700107001	0.8050	228
1609278008	-	121	1700049067	-	172	1700107002	1630U	225
1609278009	-	121	1700049067	-	223	1700107003	1730	225
1609278010	-	121	1700049068	-	172	1700107005	276	227
1609278011	-	121	1700049068	-	223	1700107006	278	227
1609278012	-	121	1700049069	-	172	1700112000	0.8049	224
1609278013	-	121	1700049069	-	223	1700112003	8052	224
1609285002	6191812	118	1700049070	-	172	1700112005	8054	224
1609285003	6191823	118	1700049070	-	223	1700112007	1951W	225
1609285004	6191999	118	1700049071	-	172	1700112010	0.8048	224
1609285007	6192001	118	1700049071	-	223	1700112012	8051	224
1609285008	6192010	118	1700049072	-	172	1700112015	8053	224
1609285009	6191801	118	1700049072	-	223	1700112017	1851W	224
1629194000	611800.2	109	1700049073	-	172	1700164000	267	227
1629194001	611791.4	109	1700049073	-	223	1700164002	265	227
1629194002	611792.5	109	1700049074	-	172	1700164003	-	227
1629194003	611793.6	109	1700049074	-	223	1700182001	U17X2	215
1629194004	611794.7	109	1700081018	8023950A	226	1700182002	U18	215
1629194005	611795.8	109	1700081019	UD-G16	73	1700182004	U24X2	215
1629194006	611796.9	109	1700081019	UD-G16	226	1700182005	U28	215
1629194007	611797.1	109	1700081020	UD-G20	73	1700183007	2220	225
1629194008	611798.0	109	1700081020	UD-G20	226	1700183008	2215	225
1629194009	611799.1	109	1700081021	UD-G25	73	1700183010	K-501002	174
1629194021	6221506	109	1700081021	UD-G25	226	1700183012	K-505100	204
1629194023	6221807	109	1700081022	UD-G32	73	1700183012	K-505100	209
1629194025	6222207	109	1700081022	UD-G32	226	1700183012	K-505100	228
1629194027	6222808	109	1700081023	UP-G110	73	1700210002	6090.09	46
1629194029	6223510	109	1700081023	UP-G110	226	1700210002	6090.09	224
1629194031	6224212	109	1700081024	UP-G139	226	1700210006	6090.060	46
1629194033	6225412	109	1700081025	UP-G16	73	1700210006	6090.060	223
1629194035	6310100	109	1700081025	UP-G16	226	1700210008	6090.080	46
1629194036	6310101	109	1700081027	UP-G168	226	1700210008	6090.080	223
1629194065	6118046	109	1700081028	UP-G20	73	1700210010	6090.070	46
1629194066	-	109	1700081028	UP-G20	226	1700210010	6090.070	223
1629194067	-	109	1700081029	UP-G25	73	1700210011	6090.050	46
1629194068	-	109	1700081029	UP-G25	226	1700210011	6090.050	223
1700029000	8025950A	226	1700081030	UP-G32	73	1700210013	6090.10	46
1700029001	5309	213	1700081030	UP-G32	226	1700210013	6090.10	224
1700029003	8019950A	226	1700081031	UP-G40	73	1700210014	6090.13	21

# INDEX

New code	Old code	page	New code	Old code	page	New code	Old code	page
1700210014	6090.13	46	1709250002	6095.23	208	1800191031	-	166
1700210014	6090.13	224	1709250004	6095.34	181	1800191032	-	166
1700210025	-	21	1709250004	6095.34	215	1800209000	K-201117	167
1700210025	-	47	1709257002	9001.85	207	1800209001	K-201003	167
1700210027	-	21	1709257003	9001.84	207	1800209009	K-201120	167
1700210027	-	47	1709257009	9012.30	204	1800209011	K-201105	167
1700218000	8059	227	1709257011	9012.32	204	1800209026	-	167
1700218003	8058	227	1709257014	4932.00	207	1800209027	-	167
1700218004	8060	227	1709271002	4917.00	207	1800209028	-	167
1700250001	6095.33	204	1709271004	4914.00	207	1800209029	-	174
1700250001	6095.33	208	1709271005	4912.00	207	1800209031	-	158
1700250001	6095.33	228	1709271006	4913.00	207	1800213000	K-400100	169
1700250003	2100C	226	1709277001	-	229	1800255000	0.1026	173
1700250005	2100N	227	1728177000	6096.03	228	1802003001	K-600702	192
1700250007	2110C	226	1800002002	0.1008	173	1802003001	K-600702	194
1700250008	2110N	227	1800002002	0.1008	227	1802003001	K-600702	196
1700277000	1091162N	186	1800002003	0.1009	173	1802003002	K-800019	196
1700277001	1181104N	186	1800002003	0.1009	227	1802003003	K-800012	191
1709040000	9001.35	18	1800002004	0.1010	173	1802003003	K-800012	194
1709040000	9001.35	206	1800002004	0.1010	227	1802003004	K-800011	191
1709043003	K-609010	18	1800011000	K-400350	158	1802003004	K-800011	194
1709043003	K-609010	205	1800014001	0.1005	172	1802003005	K-800014	192
1709043005	9023.08	17	1800014003	0.1004	172	1802003005	K-800014	194
1709043005	9023.08	205	1800014005	K-500900	172	1802003006	K-800013	192
1709043010	9023.10	18	1800107001	K-500600	170	1802003006	K-800013	194
1709043010	9023.10	205	1800107002	K-500601	170	1802010000	K-800020	195
1709043011	729202W	18	1800107018	-	170	1802010002	K-800022	195
1709043011	729202W	205	1800183000	-	165	1802012002	K-800208	191
1709068000	4930.00	207	1800183002	79233	157	1802012004	K-800202	190
1709068001	9001.88	207	1800183003	K-500500	171	1802012005	K-800204	190
1709068002	9001.87	207	1800183007	K-501001	174	1802012006	K-800206	190
1709068004	9012.24	204	1800183008	K-500400	170	1802047000	K-802304	197
1709068006	9012.26	204	1800183009	K-200800	198	1802047001	K-802306	197
1709068008	9012.20	203	1800183013	K-200700	165	1802047003	K-802305	197
1709068010	9012.22	203	1800183044	-	173	1802108006	K-600802	186
1709068018	9012.28	204	1800183054	-	170	1802108008	-	186
1709174000	6034.22	203	1800188020	-	157	1802183000	K-801300	196
1709174001	6033.22	203	1800188021	-	157	1802212013	K-800230	191
1709174003	6032.22	203	1800188022	-	157	1802212014	K-800228	191
1709174004	6032.22C	203	1800188023	-	157	1802212015	K-800226	191
1709174009	6034.42	203	1800188024	-	157	1802212016	K-800224	191
1709174013	6033.42	203	1800188025	-	157	1802212036	-	192
1709220003	6038.52	208	1800188026	-	157	1802212036	-	194
1709220007	6037.52	208	1800188027	-	157	1802265007	K-800016	193
1709220011	4940.00	208	1800191000	22022	166	1802265008	K-800007	193
1709245003	4950.00	208	1800191001	22022S	165	1802265009	K-800009	193
1709245010	90N	208	1800191002	22022N	166	1802265010	K-800018	193
1709245012	91N	208	1800191006	22024S	166	1802265011	K-800008	193
1709245014	9850	208	1800191010	K-200604	165	1802265012	K-800010	193
1709250001	6095.22	208	1800191021	-	166	1802265019	K-800004	193

# INDEX

New code	Old code	page	New code	Old code	page	New code	Old code	page
1802265020	K-800222	189	1829198201	-	161	1936267026	KL16	49
1802265021	K-800220	189	1829200009	K-150002	160	1936267026	KL16	200
1802265022	0.6106	190	1905267012	-	150	1936267028	KL20	49
1802265023	0.6107	190	1905267017	-	153	1936267028	KL20	200
1802265024	K-800214	189	1928270000	-	198	1936267030	KL26	49
1802265025	K-800212	189	1928270001	K-100620	198	1936267030	KL26	200
1802265032	K-800218	189	1933267002	04212411	77	1936267039	KL263240	49
1802265033	K-800216	189	1933267004	04212440	77	1936267044	KL162026	49
1802265038	TH232-AF-230	190	1933267005	04212450	77	1936267044	KL162026	200
1802265039	K-800005	193	1933267006	04212463	77	1936267046	KL5063	49
1802265040	K-800232	191	1933267007	04212475	77	1936267054	RS1435	48
1802265128	-	190	1933267008	04212490	77	1936267054	RS1435	199
1802265130	-	196	1933267009	04212311	77	1936267056	2519950	48
1802265131	-	189	1933267011	04212316	77	1936267059	RSM1435	48
1802265132	-	189	1933267013	04212320	77	1936267059	RSM1435	200
1809042000	K-400318	159	1933267015	04212325	77	1936267071	SW-2620	56
1809042001	K-400330	158	1933267017	04212332	77	1936267071	SW-2620	200
1809257000	K-400320	158	1933267019	04212340	77	1936267075	SW-1612	56
1809271000	K-400340	159	1933267021	04212350	77	1936267075	SW-1612	200
1818183000	K-500200	174	1933267023	04212363	77	1936267077	SW-2016	56
1818211006	729N	165	1933267025	04212375	77	1936267077	SW-2016	200
1818211013	728N	164	1933267027	04212390	77	1936267079	SZ-1410	26
1818211027	720N	164	1933267029	04212200	25	1936267081	SZ-1612	26
1818211034	726N	164	1933267029	04212200	75	1936267081	SZ-1612	56
1818211036	725	164	1933267032	04212201	75	1936267081	SZ-1612	200
1818211638	-	164	1933267035	04210000	75	1936267086	SZ-2016	26
1818211639	-	164	1933267036	04212103	76	1936267086	SZ-2016	56
1818211640	-	165	1933267037	04212104	76	1936267086	SZ-2016	200
1818211645	-	169	1933267038	04212425	77	1936267088	SZ-2620	26
1818211646	-	168	1933267039	04212011	75	1936267088	SZ-2620	56
1818211647	-	164	1933267041	04212016	75	1936267088	SZ-2620	200
1818211649	-	169	1933267043	04212020	75	1936267101	570475	51
1818211650	-	168	1933267045	04212025	75	1936267103	570480	51
1818211651	-	168	1933267047	04212032	75	1936267105	570485	51
1818211652	-	168	1933267049	04212050	75	1936267122	ZAPR16R	51
1818255002	0.1022	173	1933267051	04212063	75	1936267125	ZAPR20R	51
1818255003	0.1021	173	1933267053	04212075	75	1936267127	ZAPR25R	51
1829197016	-	158	1933267055	04212090	75	1936267130	ZAPR26R	52
1829198152	-	160	1933267074	-	77	1936267134	ZAPRE50	52
1829198153	-	160	1933267078	-	76	1936267136	ZAPRE63	52
1829198164	-	160	1933267079	-	76	1936267137	ZAPRE32	51
1829198175	-	160	1933267081	-	76	1936267139	ZAPRE40	51
1829198176	-	160	1933267082	-	76	1936267152	ZAPRAK	54
1829198178	-	160	1936055004	-	54	1936267152	ZAPRAK	102
1829198179	-	160	1936055005	-	54	1936267152	ZAPRAK	129
1829198180	-	160	1936055009	-	99	1936267152	ZAPRAK	152
1829198181	-	160	1936055009	-	126	1936267160	ZAPR01	54
1829198182	-	160	1936055009	-	150	1936267160	ZAPR01	102
1829198183	-	160	1936055010	-	49	1936267160	ZAPR01	129
1829198200	-	161	1936267022	KL14	200	1936267160	ZAPR01	152

# INDEX

New code	Old code	page	New code	Old code	page	New code	Old code	page
1936267167	ZAPR01-KPPD25	53	1936267251	-	101	1948183001	845002	98
1936267174	ZAPR02	51	1936267251	-	128	1948183001	845002	125
1936267215	KPPD	53	1936267251	-	151	1948183001	845002	149
1936267216	KPPNA	53	1936267252	-	101	1948267000	43610-50	56
1936267217	KPPZ/M	52	1936267252	-	128	1948267000	43610-50	104
1936267218	KPPZ-L	53	1936267252	-	151	1948267000	43610-50	131
1936267219	ZAPR04	54	1936267253	-	101	1948267000	43610-50	154
1936267219	ZAPR04	101	1936267253	-	128	1948267005	44967-50	104
1936267219	ZAPR04	128	1936267253	-	151	1948267005	44967-50	131
1936267219	ZAPR04	151	1936267257	-	50	1948267005	44967-50	154
1936267220	ZAPR14R	51	1936267258	-	50	1948267007	44970-50	105
1936267222	-	55	1936267259	-	50	1948267007	44970-50	132
1936267223	-	55	1936267260	-	50	1948267007	44970-50	154
1936267224	-	55	1936267261	-	50	1948267015	113835	99
1936267225	-	55	1936267266	-	50	1948267015	113835	126
1936267226	-	55	1936267266	-	100	1948267023	KPSN	99
1936267227	-	55	1936267266	-	127	1948267023	KPSN	126
1936267228	-	55	1936267266	-	151	1948267025	113000	98
1936267229	-	56	1936267267	-	50	1948267025	113000	125
1936267230	-	56	1936267267	-	100	1948267025	113000	149
1936267231	-	55	1936267267	-	127	1948267027	113100	98
1936267232	-	55	1936267267	-	150	1948267027	113100	125
1936267233	-	55	1936267271	-	50	1948267027	113100	149
1936267234	-	55	1936267272	-	50	1948267029	845220	99
1936267235	-	55	1936267283	-	101	1948267029	845220	126
1936267236	-	55	1936267283	-	128	1948267033	KPSM	103
1936267238	-	50	1936267283	-	151	1948267033	KPSM	130
1936267238	-	100	1936267284	-	101	1948267034	845004	98
1936267238	-	127	1936267284	-	128	1948267034	845004	125
1936267238	-	150	1936267284	-	151	1948267038	634142.3	104
1936267239	-	49	1936267285	-	101	1948267038	634142.3	131
1936267239	-	100	1936267285	-	128	1948267038	634142.3	153
1936267239	-	127	1936267285	-	151	1948267044	634141.2	104
1936267239	-	150	1938267035	K-501900	56	1948267044	634141.2	131
1936267240	-	49	1938267035	K-501900	199	1948267044	634141.2	153
1936267240	-	100	1938267050	0.2125	199	1948267046	570100	102
1936267240	-	127	1938267055	0.2125-O	199	1948267046	570100	129
1936267241	-	50	1938267158	KPPZ/M25	52	1948267046	570100	152
1936267242	-	50	1941267037	341614	98	1948267048	570110	102
1936267243	-	50	1941267037	341614	125	1948267048	570110	129
1936267244	-	50	1941267037	341614	149	1948267048	570110	152
1936267245	-	51	1941267039	290016	48	1948267052	570120	102
1936267248	-	101	1941267041	845050	99	1948267052	570120	129
1936267248	-	128	1941267041	845050	126	1948267052	570120	152
1936267249	-	101	1941267041	845050	149	1948267056	570130	102
1936267249	-	128	1941267129	002.001.006	53	1948267056	570130	129
1936267249	-	151	1941267135	002.001.000	52	1948267056	570130	152
1936267250	-	101	1948055008	-	103	1948267061	570140	102
1936267250	-	128	1948055008	-	130	1948267061	570140	129
1936267250	-	151	1948055008	-	152	1948267061	570140	152

# INDEX

New code	Old code	page	New code	Old code	page	New code	Old code	page
1948267065	570150	102	1948267141	43591-50	103	1967267026	-	22
1948267065	570150	129	1948267141	43591-50	130	1967267031	-	22
1948267065	570150	152	1948267141	43591-50	153	1967267032	-	22
1948267067	570160	102	1948267143	43592-50	103	1967267050	-	24
1948267067	570160	129	1948267143	43592-50	130	1967267051	-	23
1948267067	570160	152	1948267143	43592-50	153	1967267052	-	25
1948267069	570170	102	1948267145	634140.1	104	1967267053	-	25
1948267069	570170	129	1948267145	634140.1	131	1967267054	-	25
1948267069	570170	152	1948267145	634140.1	153	1967267055	-	25
1948267071	BF139	132	1948267181	-	55	2128183623	-	229
1948267072	BF168	132	1948267181	-	103	2265011000	-	146
1948267089	634139.0	104	1948267181	-	130	2265011001	-	146
1948267089	634139.0	131	1948267181	-	153	2265011002	-	146
1948267089	634139.0	153	1948267209	-	105	2265022000	-	146
1948267098	634011.4	105	1948267209	-	132	2265022001	-	146
1948267098	634011.4	132	1948267210	-	55	2265022002	-	146
1948267100	634009.2	105	1948267210	-	103	2265022003	-	146
1948267100	634009.2	132	1948267210	-	130	2265022004	-	146
1948267102	634010.3	105	1948267210	-	153	2265022005	-	146
1948267102	634010.3	132	1950060000	K-400008	199	2265022006	-	146
1948267107	570455	51	1950254001	T-1U4255K	197	2265022007	-	146
1948267109	570460	51	1950267000	K-400400	198	2265022008	-	146
1948267114	570470	51	1950267002	K-200502	197	2265044000	-	135
1948267116	570495	51	1950267005	K-400300	198	2265044001	-	135
1948267119	43975-50	104	1967113000	-	24	2265044002	-	135
1948267119	43975-50	131	1967113001	-	24	2265044003	-	135
1948267119	43975-50	153	1967113002	-	24	2265044004	-	135
1948267121	44131-50	104	1967113003	-	24	2265044005	-	135
1948267121	44131-50	131	1967113004	-	24	2265044006	-	135
1948267121	44131-50	153	1967113005	-	24	2265044007	-	135
1948267124	634106.0	104	1967113006	-	24	2265044008	-	135
1948267124	634106.0	131	1967113007	-	24	2265044009	-	135
1948267126	634107.1	104	1967267000	-	25	2265044010	-	135
1948267126	634107.1	131	1967267001	-	23	2265044011	-	135
1948267128	634108.2	104	1967267003	-	24	2265044012	-	135
1948267128	634108.2	131	1967267004	-	24	2265044013	-	135
1948267130	KPSD	102	1967267005	-	24	2265044014	-	135
1948267130	KPSD	129	1967267006	-	24	2265044015	-	135
1948267134	43587-50	103	1967267007	-	24	2265044016	-	135
1948267134	43587-50	130	1967267008	-	24	2265044017	-	135
1948267134	43587-50	153	1967267009	-	24	2265044018	-	135
1948267135	43588-50	103	1967267010	-	24	2265045000	-	136
1948267135	43588-50	130	1967267012	-	22	2265045001	-	136
1948267135	43588-50	153	1967267015	-	25	2265045002	-	136
1948267137	43589-50	103	1967267016	-	23	2265045003	-	136
1948267137	43589-50	130	1967267017	-	23	2265045004	-	136
1948267137	43589-50	153	1967267019	-	26	2265045005	-	136
1948267139	43590-50	103	1967267021	-	26	2265045006	-	136
1948267139	43590-50	130	1967267023	-	23	2265045007	-	136
1948267139	43590-50	153	1967267024	-	23	2265045008	-	136

# INDEX

New code	Old code	page	New code	Old code	page	New code	Old code	page
2265045009	-	136	2265070010	-	144	2265221002	-	143
2265045010	-	136	2265091000	-	147	2265221003	-	143
2265045011	-	136	2265091001	-	147	2265221004	-	143
2265045012	-	136	2265091002	-	147	2265221005	-	143
2265045013	-	136	2265091003	-	147	2265221006	-	143
2265045014	-	136	2265091004	-	147	2265221007	-	143
2265045015	-	136	2265091005	-	147	2265221008	-	143
2265045016	-	136	2265091006	-	147	2265221009	-	143
2265045017	-	136	2265091007	-	147	2265221010	-	143
2265045018	-	136	2265105000	-	138	2265221011	-	143
2265045019	-	136	2265105001	-	138	2265221012	-	143
2265045020	-	136	2265105002	-	138	2265221013	-	143
2265045021	-	136	2265105003	-	138	2265221014	-	143
2265045022	-	136	2265105004	-	138	2265221015	-	143
2265065000	-	138	2265105005	-	138	2265221017	-	143
2265065001	-	138	2265105006	-	138	2265221018	-	143
2265065002	-	138	2265119000	-	137	2265221019	-	143
2265065003	-	138	2265119001	-	137	2265221020	-	143
2265065004	-	138	2265119002	-	137	2265221021	-	143
2265065005	-	138	2265119003	-	137	2265221022	-	143
2265065006	-	138	2265119004	-	137	2265221023	-	143
2265069000	-	144	2265119005	-	137	2265221024	-	143
2265069001	-	144	2265119006	-	137	2265221025	-	143
2265069002	-	144	2265119007	-	137	2265221026	-	143
2265069003	-	144	2265119008	-	137	2265221027	-	143
2265069004	-	144	2265119009	-	137	2265221028	-	143
2265069005	-	144	2265119010	-	137	2265221030	-	143
2265069006	-	144	2265119011	-	137	2265221031	-	143
2265069007	-	144	2265182001	-	148	2265245000	-	138
2265069008	-	144	2265182002	-	148	2265245001	-	138
2265069009	-	144	2265182003	-	148	2265245002	-	138
2265069010	-	144	2265182004	-	148	2265245003	-	138
2265069011	-	144	2265182005	-	148	2265245004	-	138
2265069012	-	144	2265182006	-	148	2265245005	-	138
2265069013	-	137	2265182007	-	148	2265245006	-	138
2265069014	-	137	2265182008	-	148	2265245007	-	138
2265069015	-	137	2265182009	-	148	2265245008	-	138
2265069016	-	137	2265182010	-	148	2265245009	-	138
2265069017	-	137	2265182011	-	148	2265245010	-	138
2265069018	-	137	2265182012	-	148	2265245011	-	138
2265069019	-	137	2265182013	-	148	2265245013	-	139
2265070001	-	144	2265182014	-	148	2265245014	-	139
2265070002	-	144	2265182015	-	148	2265245015	-	139
2265070003	-	144	2265182016	-	148	2265245016	-	139
2265070004	-	144	2265182017	-	148	2265245017	-	139
2265070005	-	144	2265182018	-	148	2265245018	-	139
2265070006	-	144	2265182019	-	148	2265245019	-	139
2265070007	-	144	2265182020	-	148	2265245020	-	139
2265070008	-	144	2265221000	-	143	2265245021	-	139
2265070009	-	144	2265221001	-	143	2265245022	-	139



# INDEX

New code	Old code	page	New code	Old code	page	New code	Old code	page
2265245023	-	139	2265260009	-	142	2265272001	-	137
2265250000	-	147	2265260010	-	142	2265272002	-	137
2265250001	-	147	2265260011	-	142	2265272003	-	137
2265250002	-	147	2265260012	-	142	2265272004	-	137
2265250003	-	147	2265260013	-	142	2265272005	-	137
2265250004	-	147	2265260014	-	142	2265272006	-	137
2265250005	-	147	2265260015	-	142	2265272007	-	137
2265250006	-	147	2265260016	-	142	2265272008	-	137
2265250007	-	147	2265260017	-	142	2265272009	-	137
2265250008	-	147	2265260018	-	142	2265272010	-	137
2265250009	-	147	2265260019	-	143	2265272011	-	137
2265250010	-	147	2265260020	-	143	2265272012	-	137
2265250011	-	147	2265260021	-	143	2265272013	-	137
2265257001	-	141	2265260022	-	143	2265286000	-	145
2265257002	-	141	2265260023	-	143	2265286001	-	145
2265257003	-	141	2265260024	-	143	2265286002	-	145
2265257004	-	141	2265260025	-	143	2265286003	-	145
2265257005	-	141	2265260026	-	143	2265286004	-	145
2265257006	-	141	2265260027	-	143	2265286005	-	146
2265257007	-	141	2265260028	-	143	2265286006	-	145
2265257008	-	141	2265260029	-	143	2265302000	-	139
2265257009	-	141	2265260030	-	143	2265302001	-	139
2265257010	-	141	2265260032	-	142	2265302002	-	139
2265257011	-	141	2265260033	-	142	2265302003	-	139
2265257012	-	141	2265260034	-	143	2265302004	-	139
2265258000	-	144	2265260035	-	142	2265302005	-	139
2265258001	-	144	2265260036	-	142	2265302006	-	139
2265258002	-	144	2265260037	-	142	2265302007	-	139
2265258003	-	144	2265260038	-	142	2265302008	-	139
2265258004	-	144	2265260039	-	142	2265302009	-	139
2265258005	-	144	2265260040	-	142	2265302010	-	139
2265258006	-	144	2265260041	-	142	2265302011	-	139
2265258007	-	144	2265260042	-	142	2265303000	-	140
2265258008	-	144	2265260043	-	142	2265303001	-	140
2265258009	-	144	2265260044	-	142	2265303002	-	140
2265258010	-	144	2265260045	-	142	2265303003	-	140
2265258011	-	144	2265260046	-	142	2265303004	-	140
2265258012	-	138	2265260047	-	142	2265303005	-	140
2265258013	-	138	2265260048	-	142	2265303006	-	140
2265258014	-	138	2265260049	-	142	2265303007	-	140
2265258015	-	138	2265260050	-	142	2265303008	-	140
2265260000	-	142	2265260051	-	142	2265303009	-	140
2265260001	-	142	2265260052	-	142	2265303010	-	140
2265260002	-	142	2265260053	-	142	2265303011	-	140
2265260003	-	142	2265260054	-	142	2265325000	-	140
2265260004	-	142	2265260055	-	142	2265325001	-	140
2265260005	-	142	2265260056	-	142	2265325002	-	140
2265260006	-	142	2265260057	-	142	2265325003	-	140
2265260007	-	142	2265260058	-	142	2265325004	-	140
2265260008	-	142	2265272000	-	137	2265325005	-	140

# INDEX

New code	Old code	page	New code	Old code	page	New code	Old code	page
2265325006	-	140	2509042011	-	11	2509071004	-	16
2265325007	-	140	2509042012	-	11	2509071005	-	16
2265325008	-	140	2509042013	-	11	2509071006	-	16
2265325009	-	140	2509042014	-	11	2509071007	-	16
2265325010	-	140	2509042015	-	11	2509250000	-	18
2265325011	-	140	2509042016	-	11	2509250001	-	18
2265326000	-	140	2509042017	-	11	2509250002	-	18
2265326001	-	140	2509044000	-	10	2509250003	-	18
2265326002	-	140	2509044001	-	10	2509250004	-	18
2265326003	-	140	2509044002	-	10	2509257000	-	11
2265326004	-	140	2509044003	-	10	2509257001	-	11
2265326005	-	140	2509044004	-	10	2509257002	-	11
2265326006	-	140	2509044005	-	10	2509257003	-	11
2265326007	-	140	2509045000	-	10	2509257004	-	11
2265326008	-	140	2509045001	-	10	2509258000	-	14
2265326009	-	140	2509045002	-	10	2509258001	-	14
2265326010	-	140	2509045003	-	10	2509258002	-	14
2265326011	-	140	2509045004	-	10	2509258003	-	14
2265328000	-	135	2509045005	-	10	2509258004	-	14
2265328001	-	135	2509045006	-	10	2509258005	-	14
2265328002	-	135	2509045007	-	19	2509258006	-	14
2265328003	-	135	2509046000	-	14	2509258007	-	14
2265328004	-	135	2509046001	-	14	2509258008	-	14
2265328005	-	135	2509046002	-	14	2509260000	-	12
2265328006	-	135	2509046003	-	14	2509260001	-	12
2265328007	-	135	2509046004	-	14	2509260002	-	12
2265328008	-	135	2509046005	-	11	2509260003	-	12
2265328009	-	135	2509046006	-	11	2509260004	-	12
2265328010	-	135	2509046007	-	11	2509260005	-	12
2265329000	-	136	2509046008	-	11	2509260006	-	12
2265329001	-	136	2509046009	-	11	2509260007	-	12
2265329002	-	136	2509046010	-	11	2509260008	-	12
2265329003	-	136	2509069000	-	14	2509260009	-	12
2265329004	-	136	2509069001	-	14	2509260010	-	12
2265329005	-	136	2509069002	-	14	2509260011	-	12
2265329006	-	136	2509069003	-	14	2509260012	-	12
2265329007	-	136	2509069004	-	14	2509260013	-	12
2265330000	-	139	2509069005	-	14	2509260014	-	12
2265330001	-	139	2509069006	-	14	2509260015	-	12
2265330002	-	139	2509069007	-	14	2509260016	-	12
2265330003	-	139	2509070000	-	14	2509260017	-	12
2265330004	-	139	2509070001	-	14	2509260018	-	12
2265330005	-	139	2509070002	-	14	2509260019	-	12
2265330006	-	139	2509070003	-	14	2509260020	-	12
2509042000	-	10	2509070004	-	14	2509260021	-	12
2509042001	-	10	2509070005	-	14	2509260022	-	12
2509042002	-	10	2509071000	-	16	2509260023	-	12
2509042003	-	10	2509071001	-	16	2509260024	-	12
2509042004	-	10	2509071002	-	16	2509260025	-	12
2509042010	-	11	2509071003	-	16	2509260026	-	12


# INDEX

New code	Old code	page	New code	Old code	page	New code	Old code	page
2509260027	-	12	2510105003	-	20	2529334005	-	7
2509261000	-	16	2510105004	-	20	2529334006	-	8
2509261001	-	16	2510105005	-	20	2529334007	-	7
2509261002	-	16	2510105006	-	20	2529334008	-	8
2509261003	-	16	2510105007	-	20	2529334009	-	7
2509261004	-	17	2510105008	-	20	2566042000	-	10
2509261005	-	17	2510105009	-	20	2566042001	-	10
2509261006	-	17	2510271000	-	19	2566042002	-	10
2509261007	-	17	2510271001	-	19	2566042003	-	10
2509261008	-	16	2510271002	-	20	2566042004	-	10
2509261009	-	16	2510271003	-	20	2566046000	-	11
2509261010	-	17	2510271004	-	20	2566046001	-	11
2509261011	-	17	2529195000	-	8	2566046002	-	11
2509261012	-	17	2529195001	-	8	2566046003	-	11
2509261013	-	17	2529195002	-	8	2566046004	-	11
2509286000	-	15	2529195006	-	8	2566046005	-	11
2509286001	-	15	2529195007	-	8	2566257000	-	12
2509286002	-	15	2529195008	-	8	2566257001	-	12
2509286003	-	15	2529195015	-	9	2566257002	-	12
2509286004	-	15	2529195016	-	9	2566257003	-	12
2509286005	-	15	2529195017	-	9	2566257004	-	12
2509286006	-	15	2529195018	-	9	2566260000	-	13
2509286007	-	15	2529195019	-	9	2566260001	-	13
2509286008	-	15	2529195020	-	9	2566260002	-	13
2509286009	-	15	2529198000	-	8	2566260003	-	13
2509286010	-	15	2529198001	-	8	2566260004	-	13
2509286011	-	15	2529198002	-	8	2566260005	-	13
2509286012	-	15	2529200000	-	8	2566260006	-	13
2509302000	-	13	2529200001	-	8	2566260007	-	13
2509302001	-	13	2529200002	-	8	2566260008	-	13
2509302002	-	13	2529333000	-	7	2566260009	-	13
2509302003	-	13	2529333001	-	7	2566260010	-	13
2509302004	-	13	2529333002	-	7	2566260011	-	13
2509335000	-	19	2529333003	-	7	2566260012	-	13
2509335001	-	19	2529333004	-	7	2566260013	-	13
2509335002	-	19	2529333010	-	7	2566260014	-	13
2509335003	-	19	2529333011	-	7	2566260015	-	13
2509335004	-	19	2529333012	-	7	2566260016	-	13
2510042000	-	19	2529333013	-	7	2566260017	-	13
2510042001	-	19	2529333014	-	7	2566260018	-	13
2510042002	-	19	2529333015	-	7	2566260019	-	13
2510044000	-	19	2529333016	-	7	2566260020	-	13
2510044001	-	19	2529333017	-	7	2566260021	-	13
2510044002	-	19	2529333018	-	7	2566260022	-	13
2510045000	-	19	2529333019	-	7	2566260023	-	13
2510045001	-	19	2529334000	-	8	2566260024	-	13
2510045002	-	19	2529334001	-	7	2566260025	-	13
2510105000	-	20	2529334002	-	8	2566260026	-	13
2510105001	-	20	2529334003	-	7	2566260027	-	13
2510105002	-	20	2529334004	-	8	2566302000	-	13


## INDEX

New code	Old code	page
<b>2566302001</b>	-	<b>13</b>
<b>2566302002</b>	-	<b>13</b>
<b>2566302003</b>	-	<b>13</b>
<b>2566302004</b>	-	<b>13</b>
<b>9825174030</b>	<b>P10</b>	<b>214</b>

NOTES



NOTES





Install your **future**

## THE PRODUCTS WITH THE LABEL KAN-therm ARE DISTRIBUTED TO 68 COUNTRIES IN THE WORLD.

The distribution network covers Europe, a large part of Asia and also reaches Africa and America.



## Innovative Water Solutions

*brings you*

**KAN** Group

Zdrojowa St. 51, 16-001 Kleosin, Poland.












India tel. +91 934 621 0707

e-mail: [iwscmo@gmail.com](mailto:iwscmo@gmail.com)

[www.iwsind.in](http://www.iwsind.in)

# Multisystem **KAN-therm**

Complete multipurpose installation system consisting of state-of-the-art, mutually complementary technical solutions for pipe water distribution installations, heating installations, as well as technological and fire extinguishing installations.

ultraLINE	
ultraPRESS	
PP	
Steel	
Inox	
Groove	
Copper, Copper Gas	
Sprinkler	
PowerPress	
Surface heating and cooling, automation	
Football Stadium installations	
Cabinets and manifolds	