




IDEAL SUBSTITUTE FOR CAST IRON & RCC MANHOLE COVERS



**Fibreglass FRP Composite
Manhole Covers & Frames
Grating Covers & Frames
Tank Covers & Frames
Recess Covers & Frames
Moulded Gratings**

www.iwsind.in

Our Ethos

KK FRP and Koncrete believe that along with good corporate governance, ethical behaviour an integral part of everything KK FRP and Koncrete does, as we believe that a creative and well managed corporate and socially responsible programme is in the best interest of all –our clients, our employees, our suppliers and other business partners who work together with us.

Quality

We pro-actively work in close partnership with our clients to ensure consistency and quality of service is maintained through clear lines of communication. We aim to provide high-quality products for our clients thereby providing products to improve the infrastructure of the country as well as globally.

Customer Service

KK FRP and Koncrete aspires to a culture of unconditional integrity; it is at the heart of how we do things, integrity in dealing with our clients, employees, other contractors and our client's tenants and visitors; integrity in the service we provide and integrity in our behaviour .

We recognise that fostering a work culture that is based on teamwork and positive attitude is one of the keys to business success, and delivering service excellence to our Clients and their occupiers. Excellence is the minimum that we demand from every one of our employees – and we are confident that if you see any of our products, you will see that promise being kept every day. Sustained excellence, proactive problem-solving and unconditional integrity are what we offer.

People are at the centre of everything we do – our clients, our employees and our suppliers . We work as a 'one' team partnership, of shared goals that will aim to set new standards of service delivery.

Sustainability Policy

The company follows environmental friendly manufacturing and production methods. Our working practices are based on sustainability and we prioritise the following :

- Minimising the waste we produce either by re-using it or recycling it.
- Committed to recycling waste generated from its production and thus advocating circular economy.
- Installation of a solar panel plant for conservation of natural resources.

KK frp

- KK goes green – Introducing eco-friendly sustainability products like recycled plastic waste manhole covers and green cement manhole covers shortly.
- Working towards fully changing the landscape of business, environment and responsibility towards environmental protection.

We are committed to embedding sustainability into every aspect of our operations and that includes exploring opportunities for enhancing biodiversity.

Environmental Policy

Our policy outlines our working procedures relating to the environment. We aim to provide clients with solutions from our wealth of market-leading experience and our understanding of biodiversity.

We are passionate about our environment, so conserving biodiversity is of paramount importance to us.

Workplace Dignity Policy

We care for our employees and partners individual's perception about respect and trust, equal treatment, valuation of one's worth, fair-treatment, autonomy and freedom of expression and at the workplace. All our employees health and wellness is covered in accordance to the relevant Govt. guidelines .

Our Continuous Improvement Process

We continuously strive towards continuously improving our procedures, workmanship, machinery and people in order to deliver the best internationally accepted quality standards without compromise.

We adopt the lean business model to maintain the best productivity standards, while reducing operational waste, so that we continuously provide our valued clients with the best product and pricing which is delivered on time, every time.

Our aim is to continuously strive towards being internationally recognised as our industries best, market leading manufacturer partner.

KK frp

What is FRP (Fibre Reinforced Polymer) ?

It is a Composite material of Thermosett resin mainly polyester resin. with a matrix of glass fibres reinforced in it & quartz as an aggregate. Reinforcing Glass fibres of varied types & categories are arranged in a fashion to suit specific load capacities & polymer resin is applied to it which acts as the binder to the composite material. Aggregates of quartz mixed with resin are then added & the mixture of above creates a composite material which is very high in compressive. tensile & flexural strength. FRP's are commonly used in aerospace. marine. automotive & other miscellaneous industry. extensively.

Advantages.



Quality

- ◆ Waterproof. Weatherproof. Non Corrosive. Burglarproof
- ◆ High Strength : Weight Ratio
- ◆ Light Weight : Ease of Handling
- ◆ Temperature Resistance from - 40 degrees to 80 degrees



Durability

Life span of 30 + years



Sizes & Configuration

Standard designs conforming to IS:1726 - 1991 are 2.5 10. 20 & 35 Ton & BSEN - 124 are 1.5. 12.5. 25 & 40 Ton

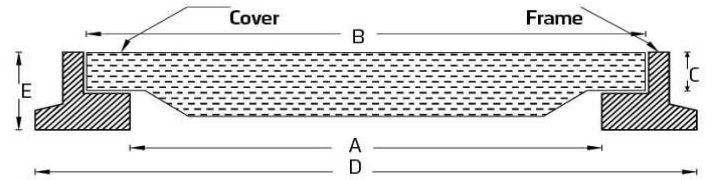


Customization

Options of decorative surface designs & color variations available.

SPECIFICATIONS

Manhole Cover & Frame



FRP Composite Manhole Cover & Frame - Light Duty LD-2.5/5

Areas where our Duty Manhole Covers & Frames are used include pedestrians, pedal cyclists, footways, Car parking, residential complexes, institutions & where light vehicular traffic is common.

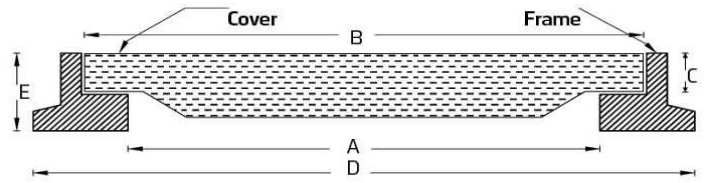
(All dimensions in mm)

Product Picture	Product Code	Load Capacity (Tons)	Wt/ Set (Kgs)	Clear Opening	Cover Details		Frame Details	
				A	B	C	D	E
	MCLD-01	2.5/5	22	450 Dia	500 Dia	30	580 Dia	60
	MCLD-02	2.5/5	30	560 Dia	610 Dia	30	680 Dia	60
	MCLD-03	2.5/5	34	600 Dia	660 Dia	30	730 Dia	60
	MCLD-04	2.5/5	57	750 Dia	810 Dia	30	880 Dia	60
	MCLD-05	2.5/5	81	900 Dia	960 Dia	40	1060 Dia	80
	MCLD-06	2.5/5	11	225x300	260x330	20	345x420	50
	MCLD-07	2.5/5	13	300x300	350x350	25	440x440	50
	MCLD-08	2.5/5	29	450x450	510x510	30	600x600	70
	MCLD-09	2.5/5	35	450x600	510x660	30	600x750	70
	MCLD-10	2.5/5	49	600x600	660x660	30	750x750	70
	MCLD-11	2.5/5	53	600x750	660x810	30	730x880	60
	MCLD-12	2.5/5	58	750x750	810x810	30	880x880	60
	MCLD-13	2.5/5	46	900x450	960x510	30	1050x600	70
	MCLD-14	2.5/5	63	900x600	960x660	30	1050x750	70
	MCLD-15	2.5/5	75	900x750	960x810	30	1030x880	60
	MCLD-16	2.5/5	91	900x900	960x960	30	1050x1050	70
	MCLD-17	2.5/5	170	1000x1000	1080x1080	50	1200x1200	90
	MCLD-18	2.5/5	150	1200x600	1280x680	50	1400x800	90
	MCLD-19	2.5/5	190	1200x900	645(2)x990	50	1400x1100	80
	MCLD-20	2.5/5	255	1200x1200	1280x1280	50	1400x1400	90



SPECIFICATIONS

Manhole Cover & Frame



FRP Composite Manhole Cover & Frame - Medium Duty MD-10 / B125

Areas where our Medium Duty Manhole Covers & Frames are used include roads, service lanes & where medium vehicular traffic is common

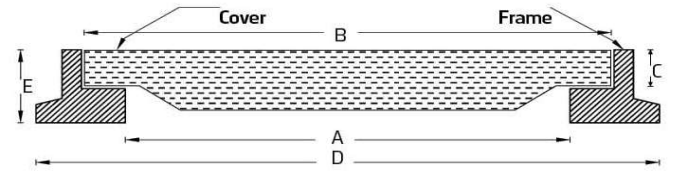
(All dimensions in mm)

Product Picture	Product Code	Load Capacity (Tons)	Wt/ Set (Kgs)	Clear Opening	Cover Details		Frame Details	
				A	B	C	D	E
	MCMD-01	10/12.5	22	450 Dia	500 Dia	30	580 Dia	60
	MCMD-02	10/12.5	30	560 Dia	610 Dia	30	680 Dia	60
	MCMD-03	10/12.5	34	600 Dia	660 Dia	30	730 Dia	60
	MCMD-04	10/12.5	57	750 Dia	810 Dia	30	880 Dia	60
	MCMD-05	10/12.5	81	900 Dia	960 Dia	40	1060 Dia	80
	MCMD-06	10/12.5	11	225x300	260x330	20	345x420	50
	MCMD-07	10/12.5	13	300x300	350x350	30	440x440	60
	MCMD-08	10/12.5	29	450x450	510x510	30	600x600	70
	MCMD-09	10/12.5	35	450x600	510x660	30	600x750	70
	MCMD-10	10/12.5	49	600x600	660x660	30	750x750	70
	MCMD-11	10/12.5	53	600x750	660x810	30	730x880	60
	MCMD-12	10/12.5	58	750x750	810x810	30	880x880	60
	MCMD-13	10/12.5	46	900x450	960x510	30	1050x600	70
	MCMD-14	10/12.5	63	900x600	960x660	30	1050x750	70
	MCMD-15	10/12.5	75	900x750	960x810	30	1030x880	60
	MCMD-16	10/12.5	91	900x900	960x960	30	1050x1050	70
	MCMD-17	10/12.5	170	1000x1000	1080x1080	50	1200x1200	90
	MCMD-18	10/12.5	150	1200x600	1280x680	50	1400x800	90
	MCMD-19	10/12.5	190	1200x900	645(2)x990	50	1400x1100	80
	MCMD-20	10/12.5	255	1200x1200	1280x1280	50	1400x1400	90



SPECIFICATIONS

Manhole Cover & Frame



FRP Composite Manhole Cover & Frame - Heavy Duty HD-20 / C250

Areas where our Heavy Duty Manhole Covers & Frames are used include City roads, commercial areas, bus terminals & where heavy vehicular traffic is Common.

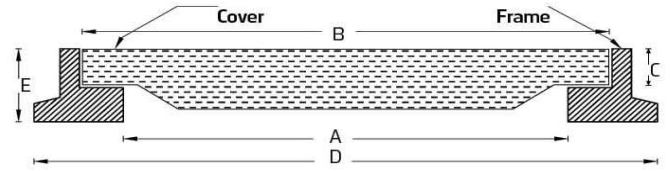
(All dimensions in mm)

Product Picture	Product Code	Load Capacity (Tons)	Wt/ Set (Kgs)	Clear Opening	Cover Details		Frame Details	
				A	B	C	D	E
	MCHD-01	20/25	40	450 Dia	510 Dia	50	630 Dia	80
	MCHD-02	20/25	42	560 Dia	620 Dia	50	765 Dia	100
	MCHD-03	20/25	46	600 Dia	660 Dia	50	800 Dia	100
	MCHD-04	20/25	70	750 Dia	810 Dia	50	920 Dia	100
	MCHD-05	20/25	128	900 Dia	960 Dia	50	1100 Dia	110
	MCHD-06	20/25	19	225x300	285x360	30	405x480	60
	MCHD-07	20/25	26	300x300	350x350	30	440x440	60
	MCHD-08	20/25	45	450x450	530x530	50	630x630	80
	MCHD-09	20/25	56	450x600	530x680	50	630x780	80
	MCHD-10	20/25	69	600x600	680x680	50	780x780	80
	MCHD-11	20/25	73	600x750	660x810	50	780x930	80
	MCHD-12	20/25	102	750x750	810x810	50	930x930	80
	MCHD-13	20/25	82	900x450	980x530	50	1080x630	80
	MCHD-14	20/25	100	900x600	980x680	50	1080x780	80
	MCHD-15	20/25	115	900x750	960x810	50	1080x930	80
	MCHD-16	20/25	138	900x900	980x980	50	1080x1080	80
	MCHD-17	20/25	170	1000x1000	1080x1080	50	1200x1200	90
	MCHD-18	20/25	150	1200x600	1280x680	50	1400x800	90
	MCHD-19	20/25	190	1200x900	645(2)x990	50	1400x1100	80
	MCHD-20	20/25	255	1200x1200	1280x1280	50	1400x1400	90



SPECIFICATIONS



Manhole Cover & Frame



FRP Composite Manhole Cover & Frame - Extra Heavy Duty EHD-40 / D400

Areas where our Heavy Duty Manhole Covers & Frames are used include commercial areas. Industrial areas, warehouses & where heavy vehicular traffic is common with heavy trucks & trailers.

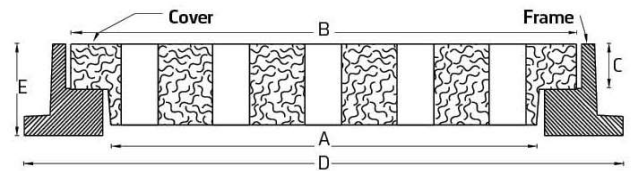
(All dimensions in mm)

Product Picture	Product Code	Load Capacity (Tons)	Wt/ Set (Kgs)	Clear Opening	Cover Details		Frame Details	
				A	B	C	D	E
 	MCEHD-01	40	40	450 Dia	510 Dia	50	630 Dia	80
	MCEHD-02	40	42	560 Dia	620 Dia	50	765 Dia	100
	MCEHD-03	40	46	600 Dia	660 Dia	50	800 Dia	100
	MCEHD-04	40	70	750 Dia	810 Dia	50	920 Dia	100
	MCEHD-05	40	128	900 Dia	960 Dia	50	1100 Dia	110
	MCEHD-06	40	19	225x300	285x360	30	405x480	60
	MCEHD-07	40	26	300x300	380x380	50	480x480	80
	MCEHD-08	40	45	450x450	530x530	50	630x630	80
	MCEHD-09	40	56	450x600	530x680	50	630x780	80
	MCEHD-10	40	69	600x600	680x680	50	780x780	80
	MCEHD-11	40	73	600x750	660x810	50	780x930	80
	MCEHD-12	40	102	750x750	810x810	50	930x930	80
	MCEHD-13	40	82	900x450	980x530	50	1080x630	80
	MCEHD-14	40	100	900x600	980x680	50	1080x780	80
	MCEHD-15	40	115	900x750	960x810	50	1080x930	80
	MCEHD-16	40	138	900x900	980x980	50	1080x1080	80
	MCEHD-17	40	170	1000x1000	1080x1080	50	1200x1200	90
	MCEHD-18	40	150	1200x600	1280x680	50	1400x800	90
	MCEHD-19	40	190	1200x900	645(2)x990	50	1400x1100	80
	MCEHD-20	40	255	1200x1200	1280x1280	50	1400x1400	90



SPECIFICATIONS

Grating Cover & Frame



FRP Composite Storm Water Grating Cover & Frame - Light Duty LD-2.5 / 5 & Medium Duty MD-10 / B125

Areas where our Light Duty & Medium Duty Grating Covers & Frames are used include Pedestrians. Pental Cyclists. Flotways. car parking. residential complexes. institutions & where light vehicular traffic is Common.

(All dimensions in mm)

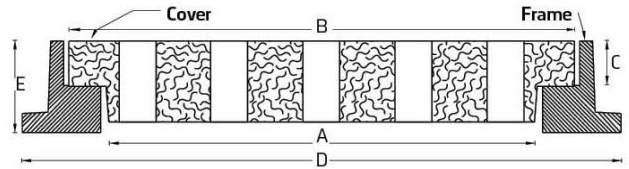
Product Picture	Product Code	Load Capacity (Tons)	Wt/ Set (Kgs)	Clear Opening	Cover Details		Frame Details	
				A	B	C	D	E
	GGLD-01	2.5/5	11	225X300	275X350	30	395X450	60
	GGLD-02	2.5/5	13	300X300	350X350	25	440X440	60
	GGLD-03	2.5/5	23	450X450	510X510	30	600X600	70
	GGLD-04	2.5/5	32	450X600	510X660	30	600X750	70
	GGLD-05	2.5/5	43	600X600	660X660	30	750X750	70
	GGLD-06	2.5/5	47	750X750	810X810	30	880X880	60
	GGLD-07	2.5/5	43	900X450	960X510	30	1050X600	70
	GGLD-08	2.5/5	60	900X600	960X660	30	1050X700	70
	GGLD-09	2.5/5	105	900X900	960X960	30	1050X1050	70
	GGLD-10	2.5/5	170	1000X1000	1080X1080	50	1200X1200	90
	GGLD-11	2.5/5	145	1200X600	1280X680	50	1400X800	90
	GGLD-12	2.5/5	190	1200X900	1290X990	50	1400X1100	80
	GGLD-13	2.5/5	255	1200X1200	1280X1280	50	1400X1400	90

(all dimensions in mm)

Product Picture	Product Code	Load Capacity (Tons)	Wt/ Set (Kgs)	Clear Opening	Cover Details		Frame Details	
				A	B	C	D	E
	GGMD-01	10/12.5	11	225X300	275X350	30	395X450	60
	GGMD-02	10/12.5	13	300X300	350X350	30	440X440	60
	GGMD-03	10/12.5	26	450X450	510X510	30	600X600	70
	GGMD-04	10/12.5	32	450X600	510X660	30	600X750	70
	GGMD-05	10/12.5	44	600X600	660X660	30	750X750	70
	GGMD-06	10/12.5	58	750X750	810X810	30	880X880	60
	GGMD-07	10/12.5	44	900X450	960X510	30	1050X600	70
	GGMD-08	10/12.5	60	900X600	960X660	30	1050X750	70
	GGMD-09	10/12.5	105	900X900	960X960	30	1050X1050	70
	GGMD-10	10/12.5	170	1000X1000	1080X1080	50	1200X1200	90
	GGMD-11	10/12.5	145	1200X600	1280X680	50	1400X800	90
	GGMD-12	10/12.5	190	1200X900	1290X990	50	1400X1100	80
	GGMD-13	10/12.5	255	1200X1200	1280X1280	50	1400X1400	90

SPECIFICATIONS

Grating Cover & Frame



FRP Composite Storm Water Grating Cover & Frame - Heavy Duty HD-20 / C250 & Extra Heavy Duty EHD-40 / D400

Areas where our Heavy Duty & Extra Heavy Duty Grating Covers & Frames are used include commercial areas, industrial areas, warehouses & where heavy vehicular traffic is common with heavy trucks & trailers.

(All dimensions in mm)

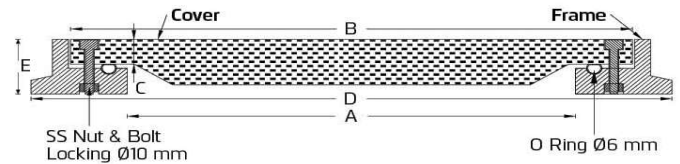
Product Picture	Product Code	Load Capacity (Tons)	Wt/ Set (Kgs)	Clear Opening	Cover Details		Frame Details	
				A	B	C	D	E
	GGHD-01	20/25	19	225X300	285X360	30	405X480	60
	GGHD-02	20/25	23	300X300	350X350	30	440X440	60
	GGHD-03	20/25	37	450X450	530X530	50	630X630	80
	GGHD-04	20/25	50	450X600	530X680	50	630X780	80
	GGHD-05	20/25	53	500X600	560X660	50	670X770	80
	GGHD-06	20/25	62	600X600	680X680	50	780X780	80
	GGHD-07	20/25	90	750X750	810X810	50	930X930	80
	GGHD-08	20/25	56	900X450	980X530	50	1080X630	80
	GGHD-09	20/25	100	900X600	980X680	50	1080X780	80
	GGHD-10	20/25	130	900X900	980X980	50	1080X1080	80
	GGHD-11	20/25	170	1000X1000	1080X1080	50	1200X1200	90
	GGHD-12	20/25	113	1200X600	1280X680	50	1400X800	90
	GGHD-13	20/25	190	1200X900	1290X990	50	1400X1100	80
	GGHD-14	20/25	255	1200X1200	1280X1280	50	1400X1400	90

(All dimensions in mm)

Product Picture	Product Code	Load Capacity (Tons)	Wt/ Set (Kgs)	Clear Opening	Cover Details		Frame Details	
				A	B	C	D	E
	GGEHD-01	40	19	225X300	285X360	30	405X480	60
	GGEHD-02	40	23	300X300	380X380	50	480X480	80
	GGEHD-03	40	33	450X450	530X530	50	630X630	80
	GGEHD-04	40	50	450X600	530X680	50	630X780	80
	GGEHD-05	40	53	500X600	560X660	50	670X770	80
	GGEHD-06	40	62	600X600	680X680	50	780X780	80
	GGEHD-07	40	90	750X750	810X810	50	930X930	80
	GGEHD-08	40	70	900X450	980X530	50	1080X630	80
	GGEHD-09	40	100	900X600	980X680	50	1080X780	80
	GGEHD-10	40	130	900X900	980X980	50	1080X1080	80
	GGEHD-11	40	170	1000X1000	1080X1080	50	1200X1200	90
	GGEHD-12	40	145	1200X600	1280X680	50	1400X800	90
	GGEHD-13	40	190	1200X900	1290X990	50	1400X1100	80
	GGEHD-14	40	255	1200X1200	1280X1280	50	1400X1400	90

SPECIFICATIONS

Water Tight Tank / Manhole Cover & Frame



FRP Composite Water Tight Tank / Manhole Cover & Frame with Nut & Bolt fasteners & O Ring - Light Duty LD-2.5, Medium Duty MD-10

Areas where our Light & Medium Duty Water Tight / Tank/Manhole Covers & Frames are used. include Water Tanks of Building compounds with Car. Tempo movement. City Roads. Commercial areas where medium traffic is common & where locking is required for safety

(All dimensions in mm)

Product Picture	Product Code	Load Capacity (Tons)	Wt/ Set (Kgs)	Clear Opening	Cover Details		Frame Details	
				A	B	C	D	E
	WTCFLD/MD-01	2.5/10	60	600 Dia	675 Dia	50	780 Dia	90
	WTCFLD/MD-02	2.5/10	32	300X300	380X380	50	480X480	80
	WTCFLD/MD-03	2.5/10	45	450X450	530X530	50	630X630	80
	WTCFLD/MD-04	2.5/10	56	450X600	530X680	50	630X780	80
	WTCFLD/MD-05	2.5/10	69	600X600	680X680	50	780X780	80
	WTCFLD/MD-06	2.5/10	82	900X450	980X530	50	1080X630	80
	WTCFLD/MD-07	2.5/10	100	900X600	980X680	50	1080X780	80
	WTCFLD/MD-08	2.5/10	140	900X900	980X980	50	1080X1080	80
	WTCFLD/MD-09	2.5/10	170	1000X1000	1080X1080	50	1200X1200	90
	WTCFLD/MD-10	2.5/10	255	1200X1200	1280X1280	60	1400X1400	90

FRP Composite Water Tight Tank / Manhole Cover & Frame with Nut & Bolt fasteners & O Ring - Heavy Duty HD-20, Extry Heavy Duty EHD-40

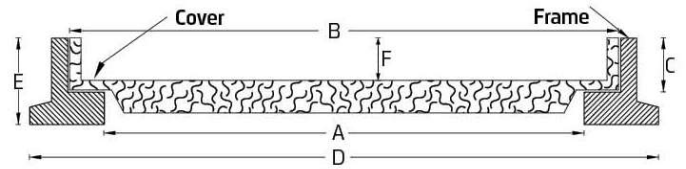
Areas where our Heavy Duty Water Tight Tank / Manhole Covers & Frames are used include Water Tanks of Building compounds with Heavy Truck movement. City Roads. Commercial areas where heavy traffic is common & where locking is required for safety.

(All dimensions in mm)

Product Picture	Product Code	Load Capacity (Tons)	Wt/ Set (Kgs)	Clear Opening	Cover Details		Frame Details	
				A	B	C	D	E
	WTCFHD/EHD-01	20/40	60	600 Dia	675 Dia	50	780 Dia	90
	WTCFHD/EHD-02	20/40	32	300X300	380X380	50	480X480	80
	WTCFHD/EHD-03	20/40	45	450X450	530X530	50	630X630	80
	WTCFHD/EHD-04	20/40	56	450X600	530X680	50	630X780	80
	WTCFHD/EHD-05	20/40	69	600X600	680X680	50	780X780	80
	WTCFHD/EHD-06	20/40	82	900X450	980X530	50	1080X630	80
	WTCFHD/EHD-07	2.5/10	100	900X600	980X680	50	1080X780	80
	WTCFHD/EHD-08	2.5/10	140	900X900	980X980	50	1080X1080	80
	WTCFHD/EHD-09	2.5/10	170	1000X1000	1080X1080	50	1200X1200	90
	WTCFHD/EHD-10	2.5/10	255	1200X1200	1280X1280	60	1400X1400	90

SPECIFICATIONS

Recess Cover & Frame



FRP Composite Recess Manhole Cover & Frame

(LD-2.5. MD-10. HD-20. EHD-40) Grades Recess Depth 60 mm

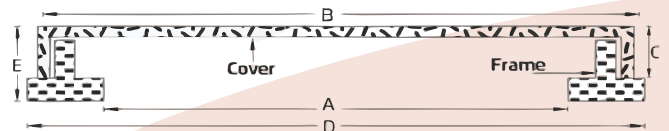
Areas where our Heavy Duty Water Tight Tank / Manhole Covers & Frames are used. include footpaths. parking areas. passages of Building compounds. Malls. Offices etc with Light to Heavy traffic

(All dimensions in mm)

Product Picture	Product Code	Load Capacity (Tons)	Clear Opening	Cover Details			Frame Details	
			A	B	F	C	D	E
	RCF01	2.5/10/20/40	600 Dia	660 Dia	60	90	770 Dia	120
	RCF02	2.5/10/20/40	300X300	360X360	60	90	470X470	120
	RCF03	2.5/10/20/40	450X450	510X510	60	90	620X620	120
	RCF04	2.5/10/20/40	600X450	660X510	60	90	770X620	120
	RCF05	2.5/10/20/40	600X600	660X660	60	90	770X770	120
	RCF06	2.5/10/20/40	900X450	960X510	60	90	1070X620	120
	RCF07	2.5/10/20/40	900X600	960X660	60	90	1070X770	120
	RCF08	2.5/10/20/40	900X900	960X960	60	90	1070X1070	120

SPECIFICATIONS

Over Head Tank Cover & Frame



Areas where our Light Duty Over head Tank Cover & Frame used is at Overhead Tanks. Underground tank with no traffic. (Light Duty).


(All dimensions in mm)

Product Picture	Product Code	Load Capacity (Tons)	Clear Opening	Cover Details		Frame Details	
			A	B	C	D	E
	OTCF01	500 kgs	600 Dia	680 Dia	30	725 Dia	45
	OTCF02	500 kgs	450X450	510X510	30	550X500	45
	OTCF03	500 kgs	600X450	660X510	30	700X550	45
	OTCF04	500 kgs	600X600	660X600	30	700X700	45

KK frp

KKfrp Moulded Gratings

KKfrp Moulded Gratings are an Ideal substitute for Hot Dip Galvanised / Mild Steel / Stainless Steel Gratings. Our Gratings are corrosion and chemical resistant, light in weight, are durable and have long life. They are available in various sizes and various resin options like Isophthalic, Vinyl & Orthophthalic Resins.

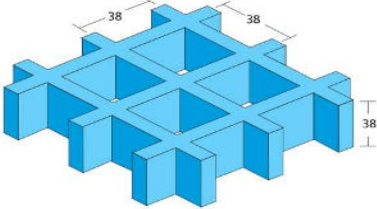
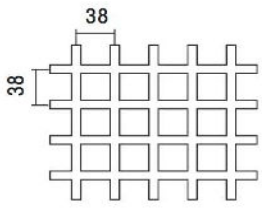
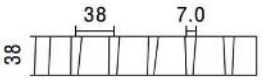
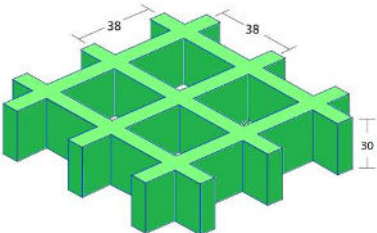
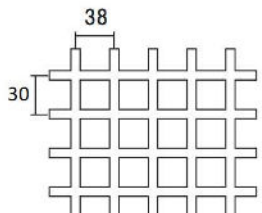

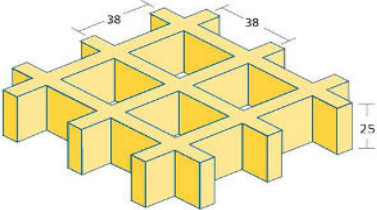
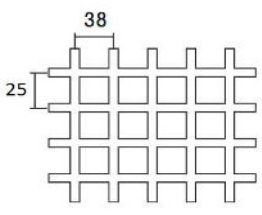
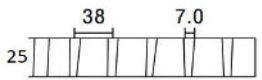


Advantages of KKfrp Moulded Gratings.

- **LIGHT WEIGHT**- Density 4 times less than steel.
- **CORROSION RESISTANT**- It gives resistance against all chemicals.
- **IMPACT RESISTANT**- Returns to original position without permanent deflection /distortion.
- **MAINTENANCE FREE**- No painting or cleaning required .
- **EASE OF INSTALLATION** - No welding required while installation.
- **EASE OF HANDLING** - Since light weight , easy to handle .
- **LIFE CYCLE**- Long durability ensures lowest life cycle cost .
- Very high strength to weight ratio.
- High impact and fatigue strength .
- Option of fire retardant available.
- Aesthetically pleasing appearance.
- Anti skid options available.

SPECIFICATIONS

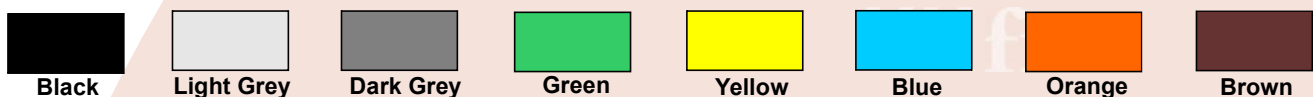
FRP Moulded Gratings

<p>KK frp GG-01</p> 	<p>Plan View</p>  <p>Elevation View</p> 	<p>38mm thick, 38x38mm square mesh, bearing bars run both direction</p> <p>Bearing bar thickness (Top/Bottom) : 7.0/5.0</p> <p>Bearing bar center : 38</p> <p>Open Area : 68%</p> <p>Approx. Weight : 19.50 kgs/m²</p> <p>Panel size available : 1220 x 3660,</p>
<p>KK frp GG-02</p> 	<p>Plan View</p>  <p>Elevation View</p> 	<p>30mm thick, 38x38mm square mesh, bearing bars run both direction</p> <p>Bearing bar thickness (Top/Bottom) : 7.0/5.0</p> <p>Bearing bar center : 38</p> <p>Open Area : 68%</p> <p>Approx. Weight : 14.10 kgs/m²</p> <p>Panel size available : 1220 x 3660</p>
<p>KK frp GG-03</p> 	<p>Plan View</p>  <p>Elevation View</p> 	<p>25mm thick, 38x38mm square mesh, bearing bars run both direction</p> <p>Bearing bar thickness (Top/Bottom) : 7.0/5.0</p> <p>Bearing bar center : 38</p> <p>Open Area : 68%</p> <p>Approx. Weight : 11.90 kgs/m²</p> <p>Panel size available : 1220 x 3660</p>

Applications of KK frp Moulded Gratings

- Channel drain covers
- Elevated Car Park
- Swimming pool
- Gardens
- Fencing
- Floorings
- Staircase
- Walkways
- Foot Bridges
- Platforms
- Trench Covers
- Earth Pit Covers
- Water treatment plants

Resin Variants - Isophthalic, Vinyl Ester , Bisphenol Resins.
Choice of Colours



Why Choose KKfrP ?

DESCRIPTION	CAST IRON	RCC	KK-FRP
Aesthetics	POOR	GOOD	VERY HIGH
Colour Choice	NONE	NONE	POSSIBLE
Top Finishing	ROUGH	SMOOTH	GRANITE FINISH
Weight	HIGH	HIGH	LOW
Life Span	HIGH	MODERATE	VERY HIGH
Scrap Value	HIGH	NEGLIGIBLE	NONE
Ease of Handling	LOW	LOW	HIGH
Corrossion Resistance	LOW	HIGH	HIGH
Effect of Sewage Gases	HIGH	LOW	LOW
Abrasion Resistance	MILD	NONE	HIGH

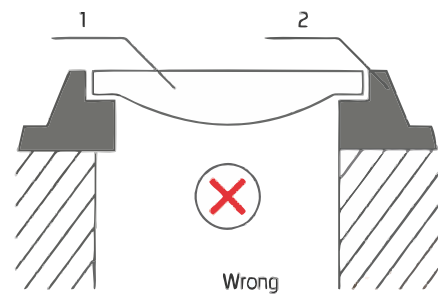
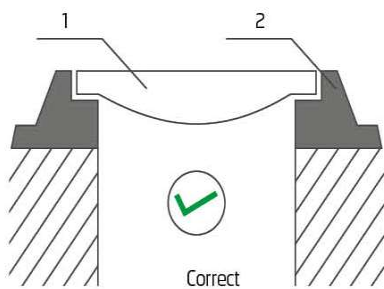


KKfrp

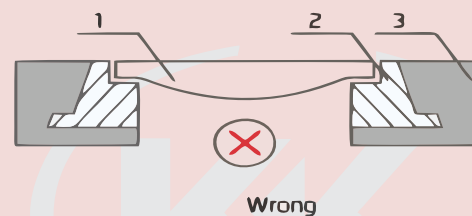
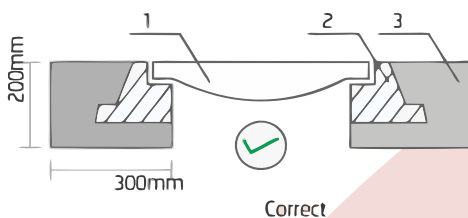
Fittings

Installation Process.

- ◆ Prepare Concrete bed considering height of frame
- ◆ The clear opening of the frame should be equal to the clear opening of the chamber
- ◆ Frame should be embedded in 300X200mm of minimum M-20 grade concrete
- ◆ Make sure that the top level of frame should match with the road surface



Manhole Cover & Frame / Grating Cover & Frame



Manhole Cover & Frame / Grating Cover & Frame

WE WORK WITH ...



Contact Details:

SALES: Chief Sales Officer - iwschiefsalesofficer@gmail.com or phone:9346210707

SERVICE: Customer Relationship Manager - iwscrmsales@gmail.com or phone:8099935794

Suppliers: kitecinnovative@gmail.com

Careers: iwscareers@gmail.com

